



SUZUKI
MARINE

Parts Book

DT25c 89-99

DT30c 88-97

When it becomes necessary to replace parts on SUZUKI OUTBOARD MOTORS, always use SUZUKI GENUINE PARTS which have passed a strict inspection which guarantees quality and performance.

This parts catalogue covers the list of all service parts for SUZUKI DT25C '89~'99 MODEL, DT30C '88~'97 MODEL.

INSTRUCTIONS FOR QUOTING THE CATALOGUE

1. DIMENSIONS

Dimensions of the parts in this catalogue are indicated in unit millimeters.

2. ABBREVIATIONS

Abbreviations used in this catalogue are as follows:

AR	: As required	NT	: Number of teeth
ASSY	: Assembly	OPT	: Optional
E.No.	: Engine number	OS	: Over size
F.No.	: Frame number	STD	: Standard
d	: Diameter of material	T	: Thickness
ID	: Inside diameter	US	: Under size
OD	: Outside diameter	W	: Width
L	: Length	W/	: With
LH(PORT)	: Left hand side	S,L,UL,LL	: Transom type
RH(STBD)	: Right hand side	SUS	: Stainless steel
~123456	: Up to F.No.03003-123456	PTT	: Power trim and tilt
123456~	: From F.No.03003-123456		

12 x 34 x 5.6..... Figures in the description column
 | | | show the dimensions of parts.
 ID OD T(or W,L)

→12345-56781 (Parts No.) : indicates that the parts number was changed to 12345-56781 and the new parts are interchangeable with the former ones but the former ones are not interchangeable with new ones.

←12345-56781 (Parts No.) : indicates that the former and new parts are interchangeable with each other and both are usable.

3. INNER PARTS OF ASSEMBLY

Part name with a dot (.) in front as shown in the description column indicates the component of the assembly also available individually.

4. MODIFICATION NOTICE

A parts bulletin will be sent to you on all occasions when changes in parts occur, including interchangeable modifications between new parts and old ones.

5. NOTE

- 5-1. There are some different parts from those of production models among spare parts for the administrative reasons and common use of them with other models.
- 5-2. In respect of rubber hoses and vinyl tubes, please be sure to use them by cutting off according to the length mentioned on parts catalogue or what is actually required on the vehicle.
- 5-3. Note that the drawings on the illustration page are for ready reference of spare parts number, not to be used as an assembly manual.
When assembling, use "SUZUKI SERVICE MANUAL".

6. MODEL NAME AND ENGINE NUMBER

MODEL	YEAR'S	TYPE	TRANSOM	ENGINE No.
DT30CVJ	'88	03003	S,L,UL	03003-801001~
DT30CK	'89	03003	S,L,UL	03003-904770~
DT30CL	'90	03003	S,L	03003-011001~
DT30CM	'91	03003	S,L	03003-131001~
DT30CN	'92	03003	S,L	03003-231001~
DT30CP	'93	03003	S,L	03003-351001~
DT30CR	'94	03003	S,L	03003-461001~
DT30CS	'95	03003	S,L	03003-581001~
DT30CT	'96	03003	S,L	03003-651001~
DT30CV	'97	03003	S,L	03003-751001~
DT25CK	'89	02507	S,L,UL	02507-901005~
DT25CL	'90	02507	S,L	02507-011001~
DT25CM	'91	02507	S,L	02507-131001~
DT25CN	'92	02507	S,L	02507-231001~
DT25CP	'93	02507	S,L	02507-351001~
DT25CR	'94	02507	S,L	02507-461001~
DT25CS	'95	02507	S,L	02507-581001~
DT25CT	'96	02507	S,L	02507-651001~
DT25CV	'97	02507	S,L	02507-751001~
DT25CW	'98	02507	S,L	02507-861001~
DT25CX	'99	02507	S,L	02507-971001~

FIG.1

FIG.1 (B-2) CYLINDER

Q'TY

REMARKS

REF.NO.	PART NO.	DESCRIPTION	Q'TY	REMARKS
1-1	11161-95D00-OED	COVER, CYLINDER HEAD	1	MODEL:88~89, →11161-95D10-OED USED WITH 11111-95D20-OED, 11162-95D20
1-2	11161-95D10-OED	COVER, CYLINDER HEAD	1	MODEL:90~99
2	11152-95D20	GASKET, CYLINDER HEAD COVER	1	
3-1	11111-95D02-OED	CYLINDER HEAD	1	DT30C, MODEL:88,89
3-2	11111-95D20-OED	CYLINDER HEAD	1	DT30C, MODEL:90~97
3-3	11111-95D30-OED	CYLINDER HEAD	1	DT25C, MODEL:90~99
4	11141-95D40	GASKET, CYLINDER HEAD	1	
5	01560-08607	BOLT	14	
6	01550-06257	BOLT	3	
7	11291-94402	HOOK, ENGINE	1	
8	01550-08357	BOLT	1	
9	09126-06005	SCREW	1	
10	11281-94400	PROTECTION, ANODE	1	
11-1	11301-95D12-OED	CYLINDER ASSY	1	MODEL:88~94
11-2	11301-95D20-OED	CYLINDER ASSY	1	MODEL:95, 96
11-3	11301-95D40-OED	CYLINDER ASSY	1	MODEL:97~99
12	04211-09109	.PIN	2	
13	02162-06257	.BOLT	6	
14	01550-06407	.BOLT	1	
15	01550-08457	.BOLT	8	
16	16710-95D10	.VALVE, CHECK	1	
17	16710-94420	.VALVE, CHECK	3	~MODEL:94
18	17670-92D10	THERMOSTAT, 50°C	1	
19	17681-95D03-OED	COVER, THERMOSTAT	1	
20	17685-95D10	GASKET, THERMOSTAT COVER	1	
21	01560-06257	BOLT	3	
22	09355-25705-600	HOSE, LUBRICATION	1	L:600→330
23	09401-06405	CLIP	2	
24	09404-06432	CLAMP	1	

COLOR : OED (GRAY)

DT25C/30C E3

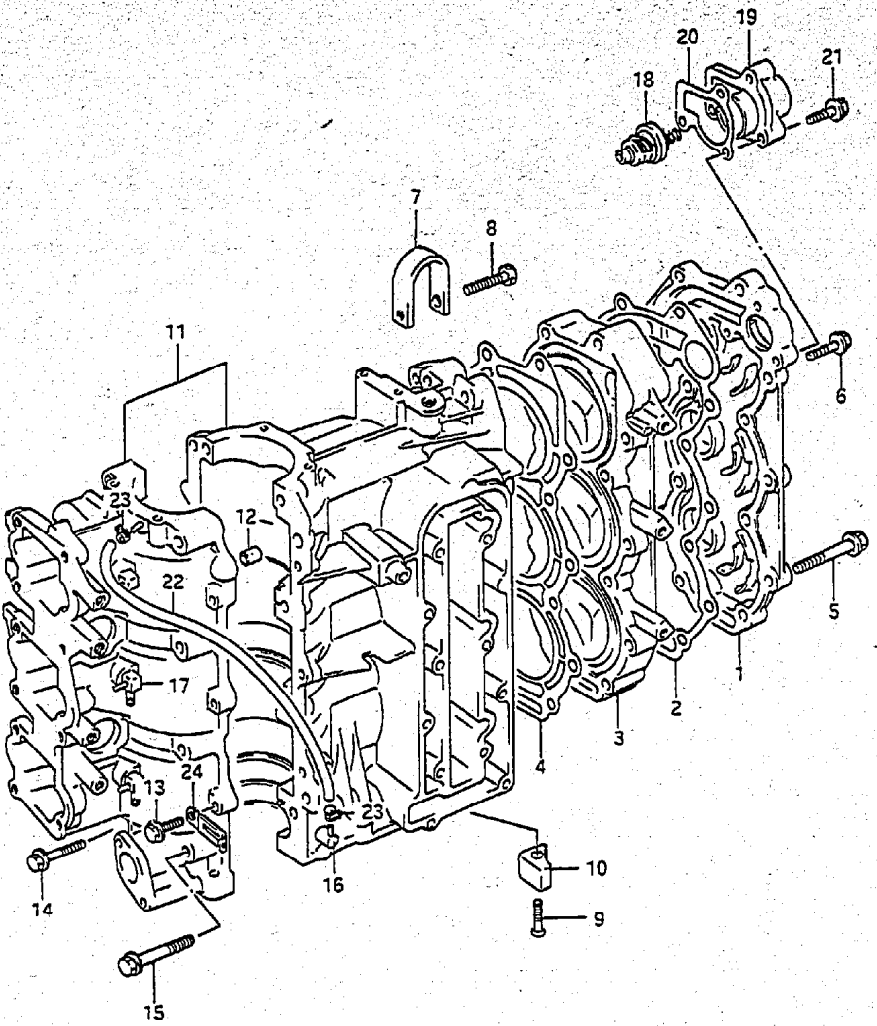


FIG. 2

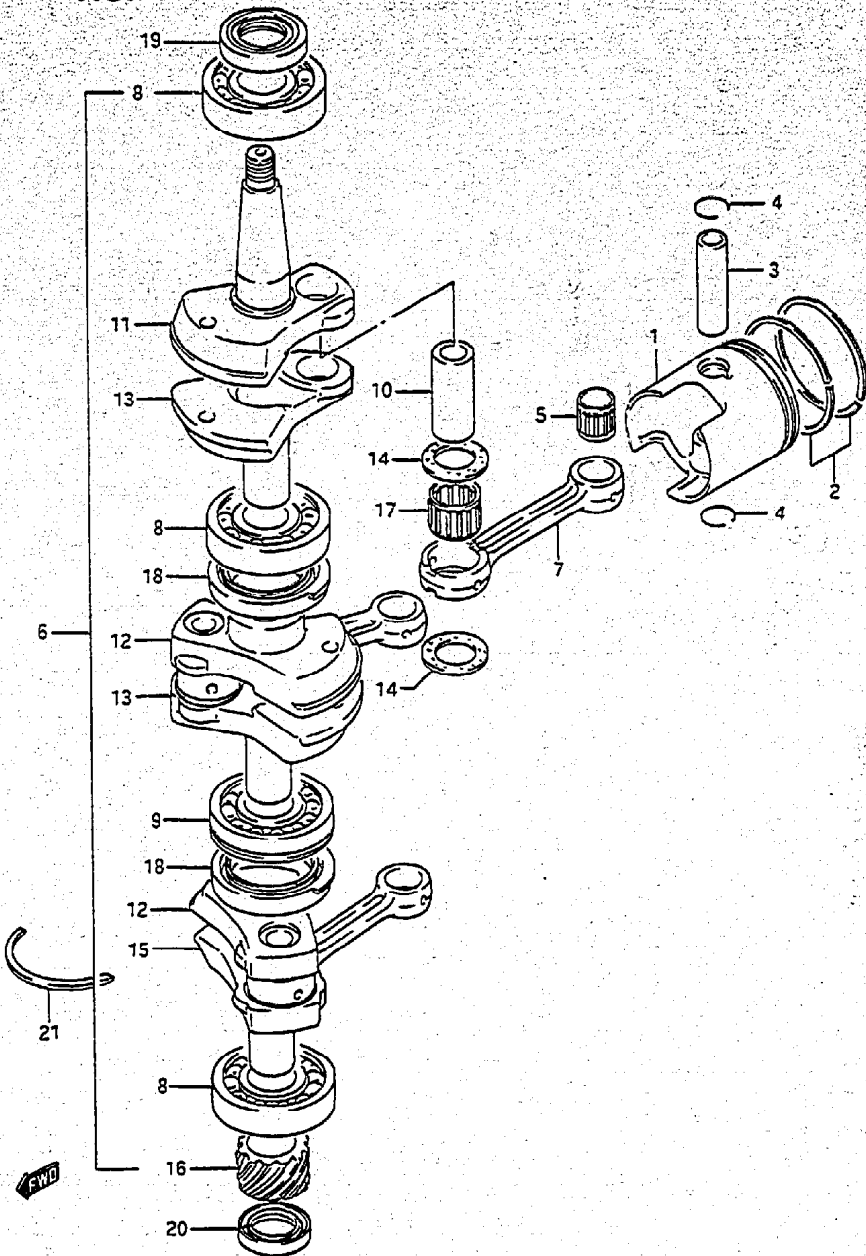


FIG. 2 (B- 3) CRANKSHAFT

REF.NO.	PART NO.	DESCRIPTION	Q'TY	REMARKS
1-1	12110-95D01	PISTON	3	
1-2	12100-95D01-025	PISTON SET (OS:0.25)	3	OPT
1-3	12100-95D01-050	PISTON SET (OS:0.50)	3	OPT
2	12140-95D01	RING SET, PISTON	3	
3	12151-88410	PIN, PISTON	3	
4	09381-16001	CIRCLIP	6	
5	09263-16030	BEARING (16X20X20)	3	
6	12200-95D01	CRANKSHAFT ASSY	1	
7	12161-95D00	.ROD, CONNECTING	3	
8	09262-25098	.BEARING (25X62X17)	3	
9	09262-25105	.BEARING (25X62X17)	1	
10	12211-95D00	.PIN, CRANK	3	
11-1	12221-95D00	.CRANKSHAFT, UPPER	1	
11-2	12221-95D01	.CRANKSHAFT, UPPER	1	MODEL:96-99
12-1	12232-95D01	.WHEEL, CRANKSHAFT UNDER	2	
12-2	12232-95D02	.WHEEL, CRANKSHAFT UNDER	2	MODEL:96-99
13-1	12231-95D01	.WHEEL, CRANKSHAFT UPPER	2	
13-2	12231-95D02	.WHEEL, CRANKSHAFT UPPER	2	MODEL:96-99
14	09160-21014	.WASHER	6	
15	12240-95D02	.CRANKSHAFT, UNDER	1	
16	16321-95D00	.GEAR, OIL DRIVE	1	
17	09263-21009	.BEARING (21X28X17)	3	
18	09289-39001	.OIL SEAL (39X62X10.5)	2	
19	09283-25009	OIL SEAL (25X44X7)	1	
20	09283-25092	OIL SEAL (25X38X8)	1	
21	09390-62009	C RING	1	

DT25C/30C E3

FIG.3

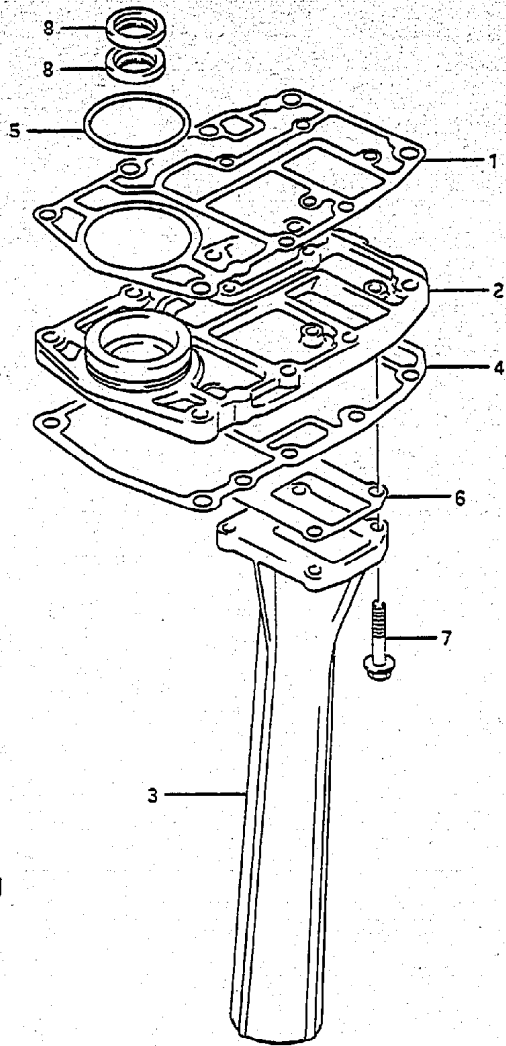


FIG.3 (B-4) EXHAUST TUBE

REF.NO.	PART NO.	DESCRIPTION	Q'TY	REMARKS
1-1	11433-95D10	GASKET, UNDER OIL SEAL HOUSING	1	
1-2	11433-95D11	GASKET, UNDER OIL SEAL HOUSING	1	MODEL:98,99
2	11431-95D20	HOUSING, UNDER OIL SEAL	1	
3-1	14211-95D20	TUBE, EXHAUST	1	MODEL:88
3-2	14211-95D01	TUBE, EXHAUST	1	MODEL:89-90
3-3	14211-95D30	TUBE, EXHAUST	1	MODEL:91-99
4	11434-95D10	GASKET, DRIVE SFT HSG	1	
5	09280-46003	O RING (D:2.6, ID:45.5)	1	
6	14215-95D10	GASKET, EXHAUST TUBE	1	
7	09103-06095	BOLT	4	
8	09282-17009	OIL SEAL (17X28X6)	2	

FIG.4

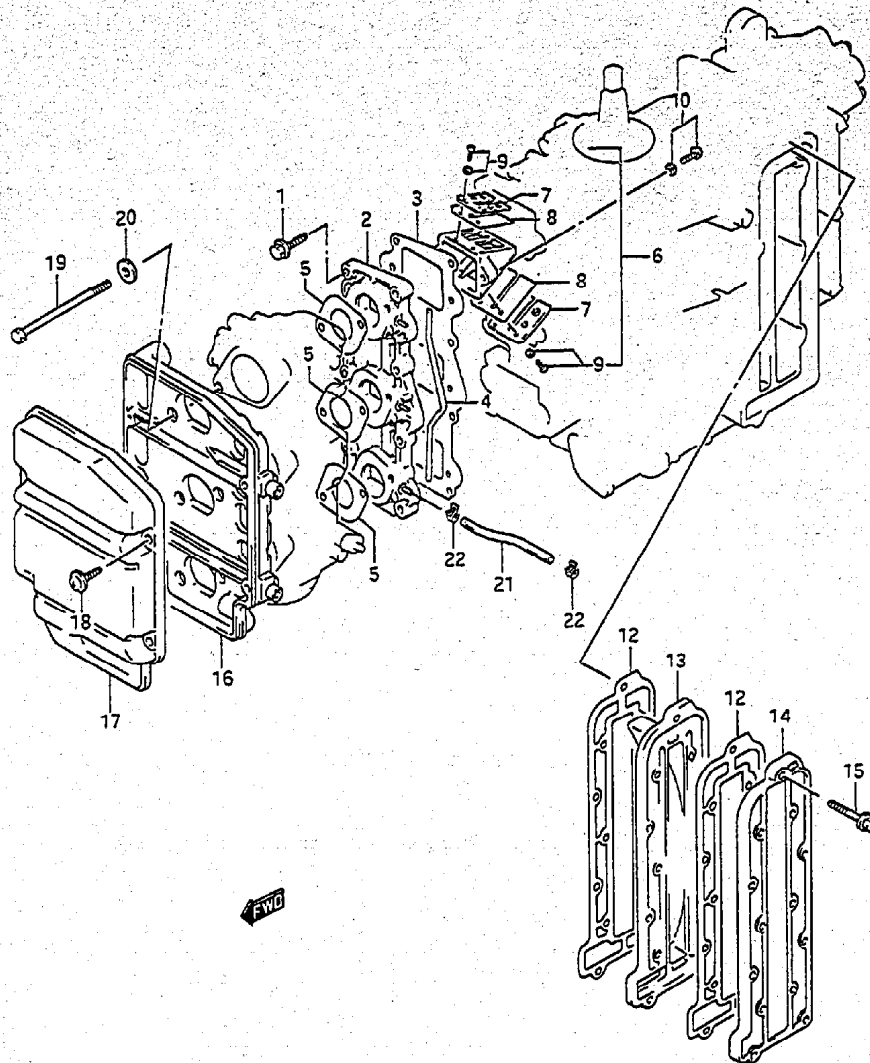


FIG.4 (B-5) INLET CASE

REF.NO.	PART NO.	DESCRIPTION	Q'TY	REMARKS
1	01550-06257	BOLT	10	
2-1	13110-95D01-OED	CASE, INLET	1	MODEL:88,89
2-2	13110-95D60-OED	CASE, INLET	1	MDOEL:90~94
3	13121-95D01	GASKET, INLET CASE	1	
4	09280-00001	O RING	1	
5-1	13125-95D20	GASKET, CARBURETOR	3	
5-2	13125-95D30	GASKET, CARBURETOR	3	MODEL:94
6	13150-95D00	REED VALVE ASSY	3	
7	13152-95D00	.STOPPER, REED VALVE	6	
8	13153-95D00	.VALVE, REED	6	
9	02112-33063	.SCREW	12	
10	02112-35203	SCREW	6	
12	14151-95D10	GASKET, EXHAUST COVER	2	
13	14131-95D00	PLATE, EXHAUST	1	
14	14141-95D00-OED	COVER, EXHAUST	1	
15	01550-06307	BOLT	13	
16	13811-95D01	CASE, SILENCER	1	
17	13812-95D00	COVER, SILENCER	1	
18	03541-06163	SCREW	4	
19	01500-06907	BOLT	6	
20	09160-06066	WASHER	6	
21	09351-25703-600	HOSE	3	L:600→70
22	09401-06405	CLIP	6	

COLOR : OED (GRAY)

REFER TO FIG.4A(B-6) FOR MODEL:95~99

FIG.4 A

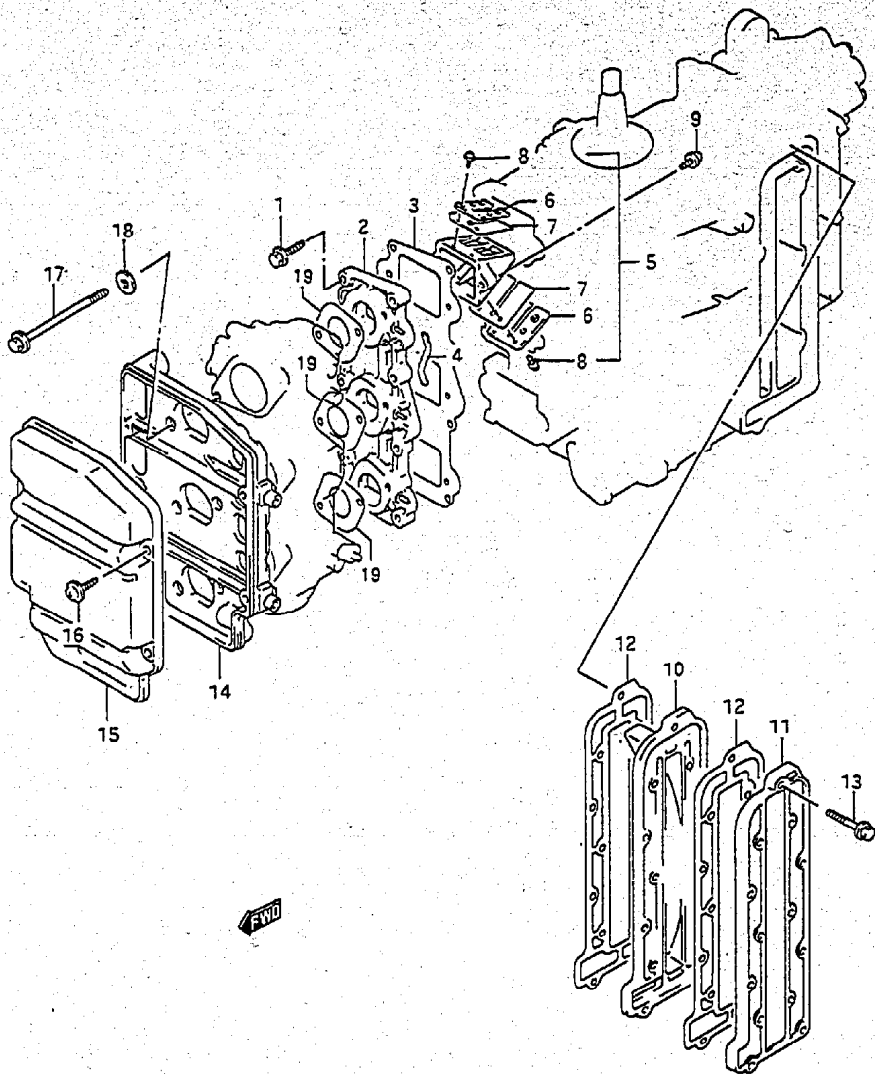


FIG.4A (B- 6) INLET CASE (MODEL:95~99)

REF.NO.	PART NO.	DESCRIPTION	Q'TY	REMARKS
1	02162-06257	BOLT	10	
2	13111-95D80-OED	CASE, INLET	1	
3-1	13121-95D01	GASKET, INLET CASE	1	
3-2	13121-95D10	GASKET, INLET CASE	1	MODEL:98,99
4	12485-95D00	PIECE, INLET CASE	1	MODEL:98,99
5	13150-95D00	VALVE ASSY, REED	3	
6	13152-95D00	.STOPPER, LEAD VALVE	6	
7	13153-95D00	.VALVE, LEAD	6	
8	02112-33063	.SCREW	12	
9	02112-35203	SCREW	6	
10	14131-95D00	PLATE, EXHAUST	1	
11	14141-95D00-OED	COVER, EXHAUST	1	
12	14151-95D10	GASKET, EXHAUST COVER	2	
13	01550-06307	BOLT	13	
14	13811-95D01	CASE, SILENCER	1	
15	13812-95D00	COVER, SILENCER	1	
16	03542-06163	SCREW	4	
17	01550-06907	BOLT	6	
18	09160-06066	WASHER	6	
19	13125-95D30	GASKET, CARBURETOR	1	

COLOR : OED (GRAY)

FIG.5

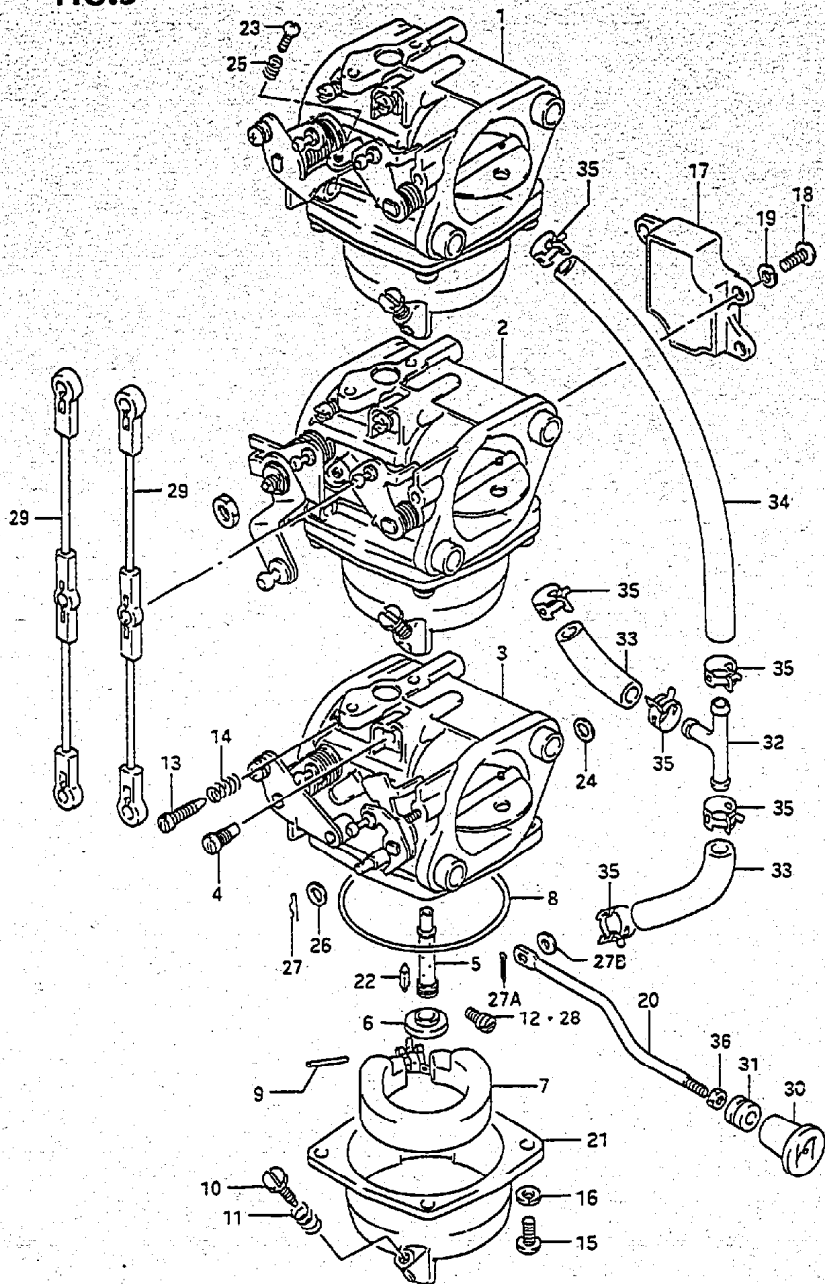
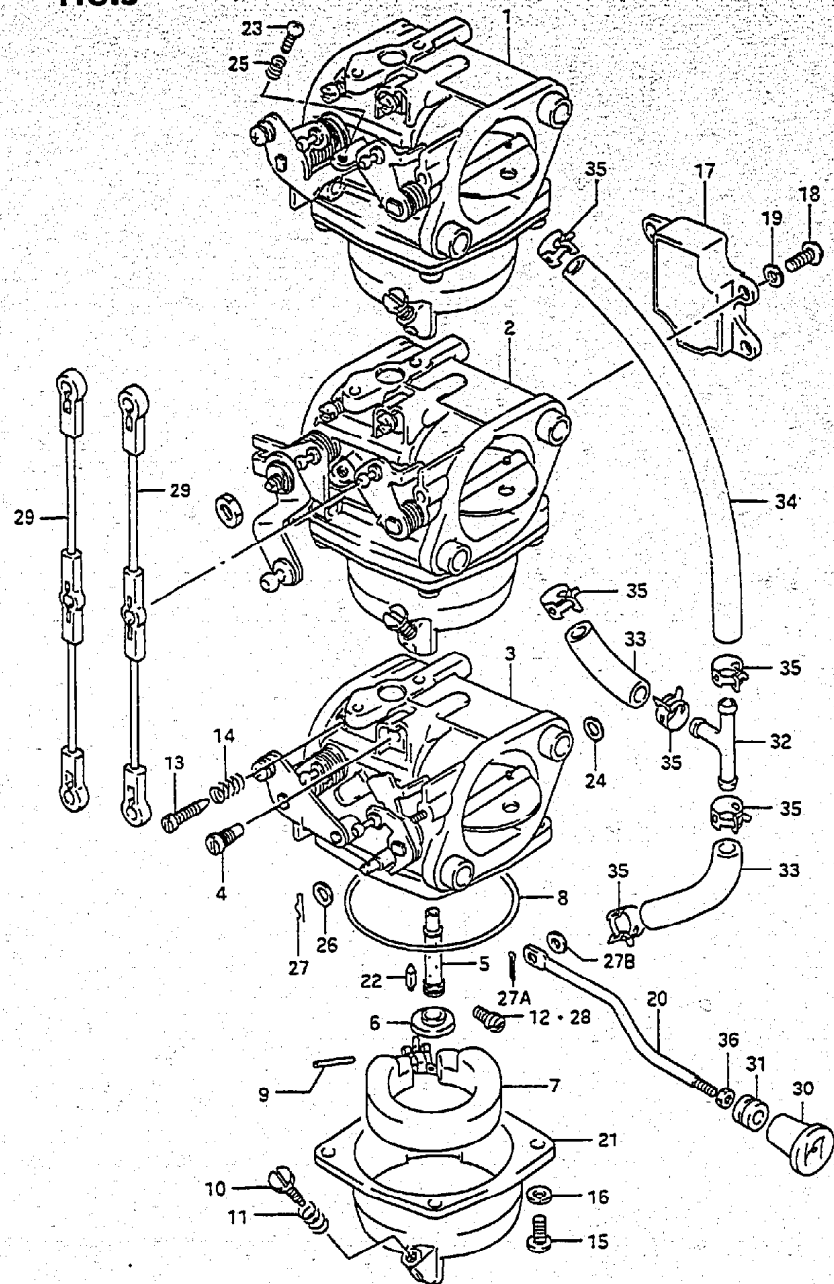


FIG.5 (B-7) CARBURETOR (DT30C)

REF.NO.	PART NO.	DESCRIPTION	Q'TY	REMARKS
1-1	13201-95D30	CARBURETOR ASSY, TOP	1	MODEL:88,89
1-2	13201-95D81	CARBURETOR ASSY, TOP	1	MODEL:90-97
2-1	13202-95D30	CARBURETOR ASSY, 2ND	1	MODEL:88,89
2-2	13202-95D81	CARBURETOR ASSY, 2ND	1	MODEL:90-97
3-1	13203-95D30	CARBURETOR ASSY, 3RD	1	MODEL:88,89
3-2	13203-95D82	CARBURETOR ASSY, 3RD	1	MODEL:90-97
4-1	09492-70001	.JET, PILOT (70)	3	MODEL:88,89
4-2	09492-62001	.JET, PILOT (62.5)	3	MODEL:90-97
5	13235-95D20	.MAIN NOZZLE	1	
6	13239-95D00	.CAP	3	
7	13250-95D01	.FLOAT	3	
8	13251-95D00	.GASKET, FLOAT CHAMBER	3	
9	13254-98300	.PIN, FLOAT	3	
10	13616-93900	.ADJUSTER	3	
11	13268-96111	.SPRING	3	
12-1	09491-26016	.JET, MAIN (130)	3	MODEL:88,89
12-2	09491-25014	.JET, MAIN (125)	3	MODEL:90,91
12-3	09491-24026	.JET, MAIN (120)	3	MODEL:92-97
13-1	13279-90000	.ADJUSTER	3	MODEL:88,89
13-2	13269-98100	.ADJUSTER	3	MODEL:90-97
14	13268-96111	.SPRING	3	
15	02112-05127	.SCREW	4	
16	08321-01057	.LOCK WASHER	4	
17	37810-95D04	.SENSOR ASSY, THROTTLE VALVE	1	FOR 2ND CARB
18	02112-04107	.SCREW	3	
19	08321-01043	.LOCK WASHER	3	
20-1	13413-95D00	.ROD	1	
20-2	13413-95D10	.ROD	1	751139-
21	13245-95D00	.FROAT CHAMBER	3	

REFER TO FIG.6 (B-9) FOR DT25C

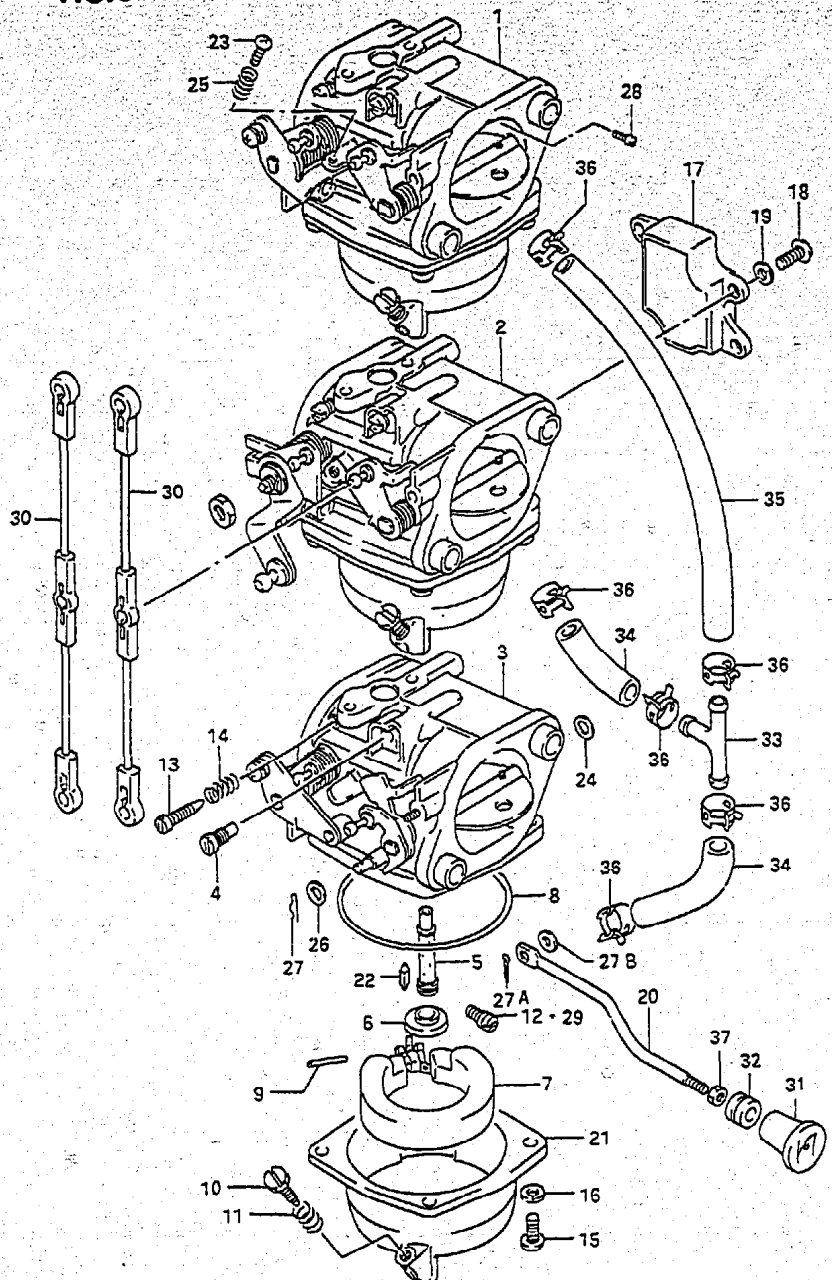
FIG.5



REF.NO.	PART NO.	DESCRIPTION	Q'TY	REMARKS
22-1	13371-95D00	.VALVE, NEEDLE	3	MODEL:88~90
22-2	13370-95D00	.VALVE ASSY, NEEDLE	3	MODEL:91~97
23	13534-95D00	.SCREW	1	
24	13589-95210	.WASHER, CHOKE LEVER	1	
25	13268-96111	.SPRING	1	
26	13432-33110	.WASHER	1	
27	13464-96350	.SPRING PIN	1	
27A	13591-93100	.PIN	1	751139~
27B	13445-14A00	.GASKET	1	751139~
28-1	09491-26016	JET, MAIN (130)	1	OPT
28-2	09491-24026	JET, MAIN (120)	1	OPT
28-3	09491-23012	JET, MAIN (115)	1	OPT
29	13510-95D00	ROD, THROTTLE CONTROL	2	
30	13631-93501	KNOB, STARTER	1	
31	09305-04005	BUSH	1	
32	09367-06002	3-WAY	1	
33	09352-50903-600	HOSE (CARB TO 3-WAY)	2	L:600~40
34	09352-50903-600	HOSE (3-WAY TO CARB)	1	L:600~140
35	09401-08411	CLIP	6	
36	09140-04007	NUT	1	
37	13910-95D00	REPAIR KIT, CARBURETOR	1	OPT, NOT SHOWN

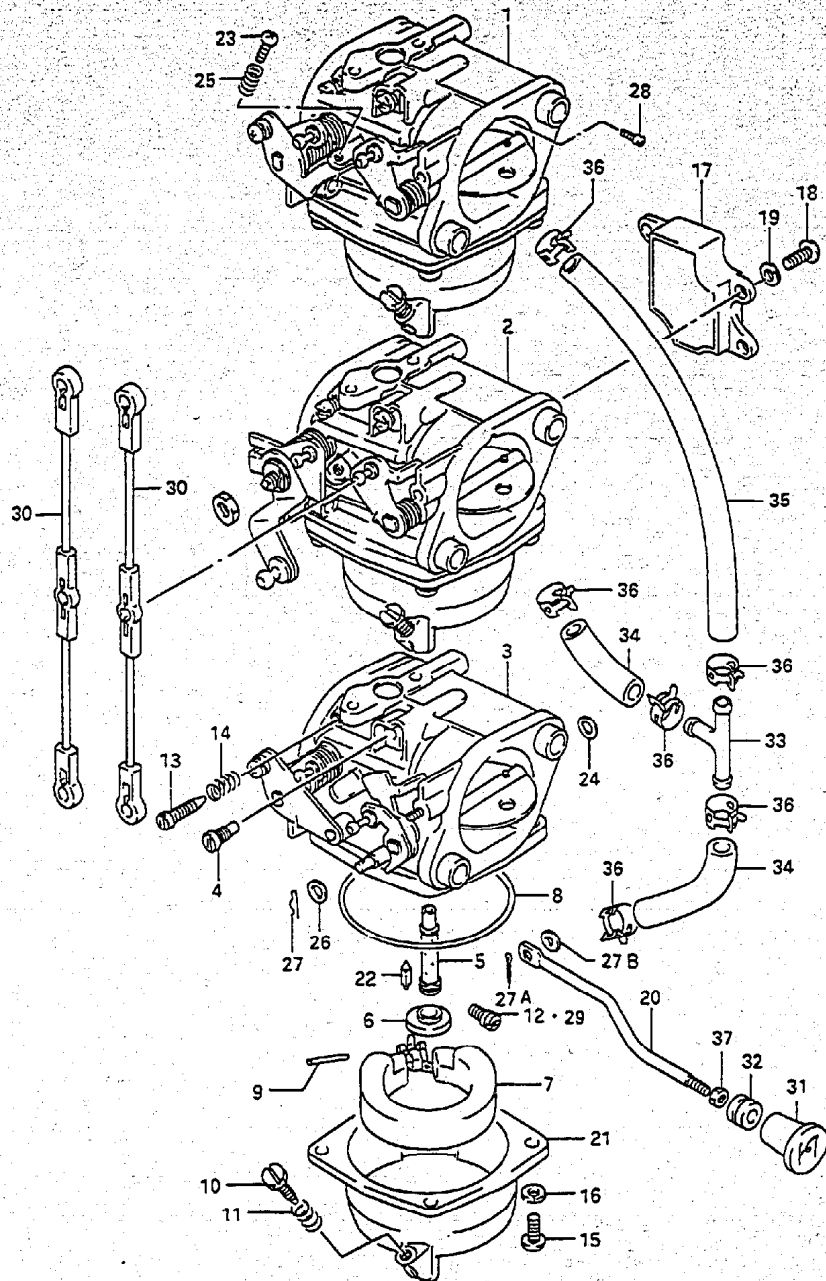
DT25C/30C E3

FIG.6



REF.NO.	PART NO.	DESCRIPTION	Q'TY	REMARKS
1-1	13201-95D40	CARBURETOR ASSY, TOP	1	MODEL:89
1-2	13201-95D71	CARBURETOR ASSY, TOP	1	MODEL:90
1-3	13201-95D91	CARBURETOR ASSY, TOP	1	MODEL:91~97
1-4	13201-95DA0	CARBURETOR ASSY, TOP	1	MODEL:98,99
2-1	13202-95D40	CARBURETOR ASSY, 2 ND	1	MODEL:89
2-2	13202-95D71	CARBURETOR ASSY, 2 ND	1	MODEL:90
2-3	13202-95D91	CARBURETOR ASSY, 2 ND	1	MODEL:91~97
2-4	13202-95DA0	CARBURETOR ASSY, 2 ND	1	MODEL:98,99
3-1	13202-95D40	CARBURETOR ASSY, 3 RD	1	MODEL:89
3-2	13203-95D70	CARBURETOR ASSY, 3 RD	1	MODEL:90
3-3	13203-95D92	CARBURETOR ASSY, 3 RD	1	MODEL:91~97
3-4	13203-95DA0	CARBURETOR ASSY, 3 RD	1	MODEL:98,99
4-1	09492-70008	.JET, PILOT (70)	3	MODEL:89
4-2	09492-72002	.JET, PILOT (72.5)	3	MODEL:90
4-3	09492-62001	.JET, PILOT (62.5)	3	MODEL:91~97
4-4	09492-65002	.JET, PILOT (65)	1	#1,MODEL:98,99
4-5	09492-95004	.JET, PILOT (95)	1	#2,MODEL:98,99
4-6	09492-75001	.JET, PILOT (75)	1	#3,MODEL:98,99
5-1	13235-95D20	.MAIN NOZZLE	3	
5-2	13235-95D30	.MAIN NOZZLE	1	#1,MODEL:98,99
5-3	13235-95D40	.MAIN NOZZLE	1	#2,MODEL:98,99
5-4	13235-95D50	.MAIN NOZZLE	1	#3,MODEL:98,99
6	13239-95D00	.CAP	3	
7	13250-95D01	.FLOAT	3	
8	13251-95D00	.GASKET, FLOAT	3	
9	13254-98300	.PIN, FLOAT	3	
10	13616-93900	.ADJUSTER	3	
11	13268-96111	.SPRING	3	
12-1	09491-29002	.JET, MAIN (145)	3	MODEL:89~90
12-2	09491-24026	.JET, MAIN (120)	3	MODEL:91~97
12-3	09491-21023	.JET, MAIN (105)	1	#1,MODEL:98,99
12-4	09491-20025	.JET, MAIN (102.5)	1	#2,MODEL:98,99
12-5	09491-26016	.JET, MAIN (130)	1	#3,MODEL:98,99
13-1	13279-90000	.ADJUSTER	3	MODEL:89
13-2	13269-98100	.ADJUSTER	3	MODEL:90~99

FIG.6



REF.NO.	PART NO.	DESCRIPTION	Q'TY	REMARKS
14	13268-96111	.SPRING	3	
15	02112-05127	.SCREW	4	
16	08321-01057	.LOCK WASHER	4	
17	37810-95D04	.SENSOR ASSY, THROTTLE VALVE	1	FOR 2ND CARB
18	02112-04107	.SCREW	3	
19	08321-01043	.LOCK WASHER	3	
20-1	13413-95D00	.ROD	1	
20-2	13413-95D10	.ROD	1	751282~
21	13245-95D00	.FLOAT CHAMBER	3	
22-1	13371-95D00	.VALVE, NEEDLE	3	MODEL:88-90
22-2	13370-95D00	.VALVE ASSY, NEEDLE	3	MODEL:91-99
23	13534-95D00	.SCREW	1	
24	13589-95210	.WASHER	1	
25	13268-96111	.SPRING	1	
26	13432-33110	.WASHER	1	
27	13464-96350	.SPRING PIN	1	
27A	13591-93100	.PIN	1	751282~
27B	13445-14A00	.GASKET	1	751282~
28-1	09493-20007	.JET, PILOT AIR (1.0)	2	#1,#3 MODEL:98,99
28-2	09493-28006	.JET, PILOT AIR (1.4)	1	#2,MODEL:98,99
29-1	09491-23012	JET, MAIN (115)	1	OPT,-MODEL:97
29-2	09491-24026	JET, MAIN (120)	1	OPT,-MODEL:97
29-3	09491-26016	JET, MAIN (130)	1	OPT,-MODEL:97
29-4	09491-28011	JET, MAIN (140)	1	OPT,-MODEL:97
29-5	09491-30010	JET, MAIN (150)	1	OPT,-MODEL:97
30	13510-95D00	ROD, THROTTLE CONTROL	2	
31	13631-93501	KNOB, STARTER	1	
32	09305-04005	BUSH	1	
33	09367-06002	3-WAY	1	
34	09352-50903-600	HOSE (CARB TO 3-WAY)	2	L:600→40/5.0X9.0X300
35	09352-50903-600	HOSE (3-WAY TO CARB)	1	L:600→140/5.0X9.0X300
36	09401-08411	CLIP	6	
37	09140-04007	NUT	1	
38	13910-95D00	REPAIR KIT, CARBURETOR	1	OPT,NOT SHOWN

DT25C/30C E3

FIG.7

FIG.7 (C-2) FUEL PUMP

QTY

REF. NO.	PART NO.	DESCRIPTION	QTY	REMARKS
1	15100-94303	PUMP ASSY, FUEL	1	→15100-94311
2	15170-94311	.DIAPHRAGM SET	1	
3	15183-94301	.SCREW	2	
4	15186-94300	.NUT	2	
5	15851-94300	.SCREW	3	
6	01500-06403	BOLT	2	
7	08321-01067	LOCK WASHER	2	
7A	01570-06407	BOLT	2	MODEL:94
8	15321-99710	GASKET, FUEL PUMP	1	
9	09352-50903-600	HOSE (PUMP TO CARB)	1	L:300→130
10	09352-50903-600	HOSE (FILTER TO PUMP)	1	L:300→120
11	09401-08410	CLIP	6	MODEL:88~90
12-1	15410-93410	FILTER, FUEL	1	→15410-94400
12-2	15410-93411	FILTER, FUEL	1	→15410-94400 DT25C:461841~ DT30C:461516~
13-1	15430-93410	.STRAINER SET	1	FOR 15410-93410
13-2	15430-93411	.STRAINER SET	1	FOR 15410-93411
14	15413-93400	.CUP	1	
14B	15415-93400	.O RING	1	
15	08322-01087	WASHER	1	
16	08310-00087	NUT	1	
17	09352-50903-600	HOSE (CONNECTOR TO FILTER)	1	L:600→250
18	09401-08411	CLIP	6	MODEL:91~94
19	16911-92E20	PROTECTOR	1	L:450→65

REFER TO FIG.7A(C-3) FOR MODEL:95~99

DT25C/30C E3

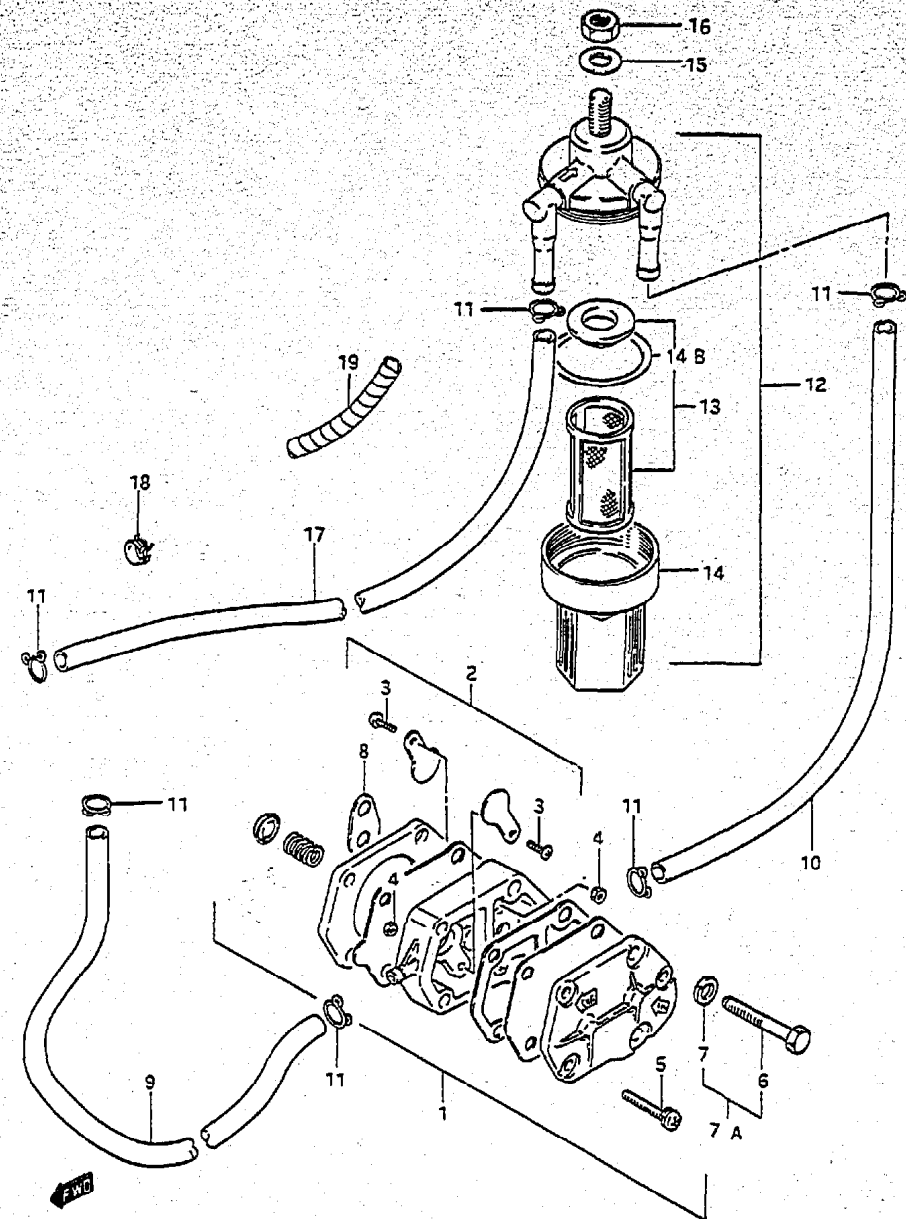


FIG. 7 A

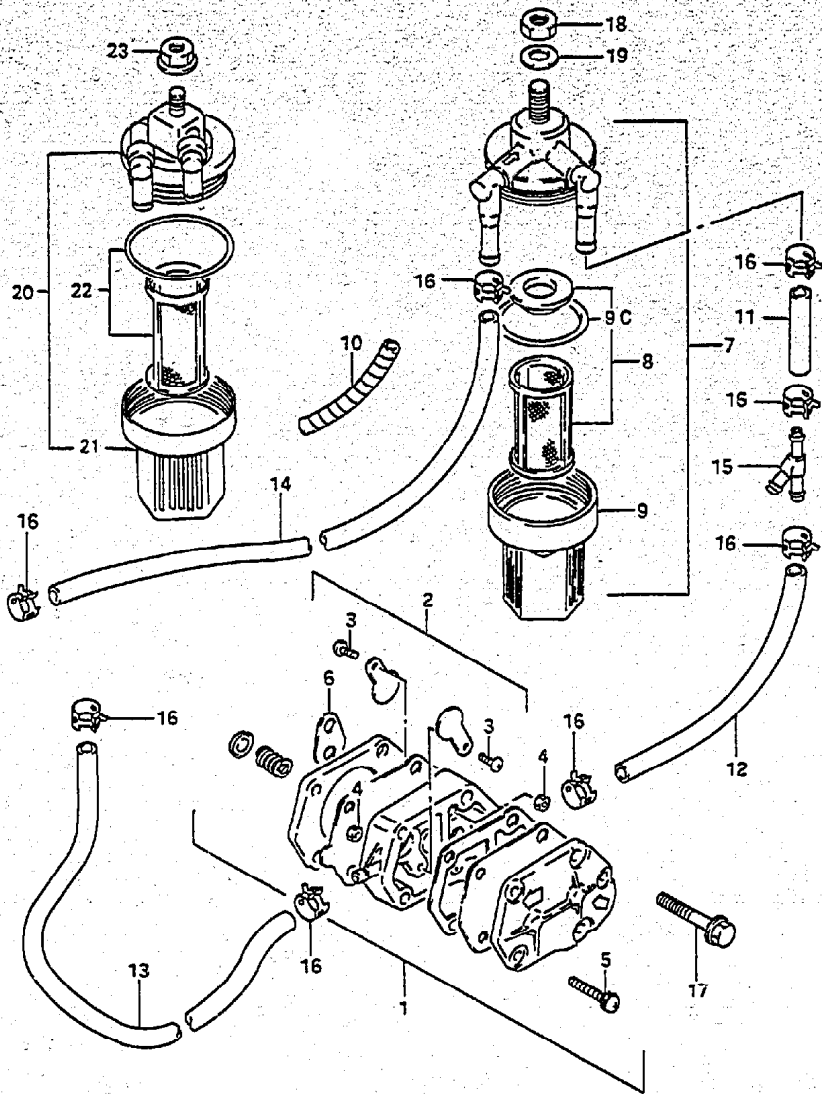


FIG. 7A (C-3) FUEL PUMP (MODEL:95-99)

REF.NO.	PART NO.	DESCRIPTION	Q'TY	REMARKS
1-1	15100-94303	PUMP ASSY, FUEL	1	-15100-94311
1-2	15100-94311	PUMP ASSY, FUEL	1	MODEL:96-99
2-1	15170-94311	.DIAPHRAGM SET	1	FOR 15100-94303
2-2	15170-94320	.DIAPHRAGM SET	1	MODEL:96-99
3	15183-94301	.SCREW	2	
4	15186-94300	.NUT	2	
5	15851-94300	.SCREW	3	
6	15321-99710	GASKET, FUEL PUMP	1	
7	15410-93411	FILTER ASSY, FUEL	1	-15410-94400
8	15430-93411	.STRAINER SET	1	
9	15413-93400	.CUP	1	
9C	15415-93400	.O RING	1	
10-1	16911-92E20	PROTECTOR	1	L:450-65
10-2	16911-92E20	PROTECTOR	1	L:450-90
11	09352-50903-600	HOSE, FUEL (FILTER TO 3 WAY)	1	L:600-30
12	09352-50903-600	HOSE, FUEL (3 WAY TO PUMP)	1	L:600-70
13	09352-50903-600	HOSE, FUEL (PUMP TO CARB)	1	L:600-130
14	09352-50903-600	HOSE, FUEL (CONN TO FILTER)	1	L:600-250
15	09367-06005	3 WAY	1	
16	09401-08411	CLIP	8	
17	01570-06407	BOLT	2	
18	08310-00087	NUT	1	
19	08322-01087	WASHER	1	
20	15410-94400	FILTER ASSY, FUEL	1	MODEL:97-99
21	15413-87D10	.CUP	1	MODEL:97-99
22	15430-87D10	.ELEMENT SET	1	MODEL:97-99
23	08316-10087	NUT	1	MODEL:97-99

DT25C/30C E3

FIG. 8

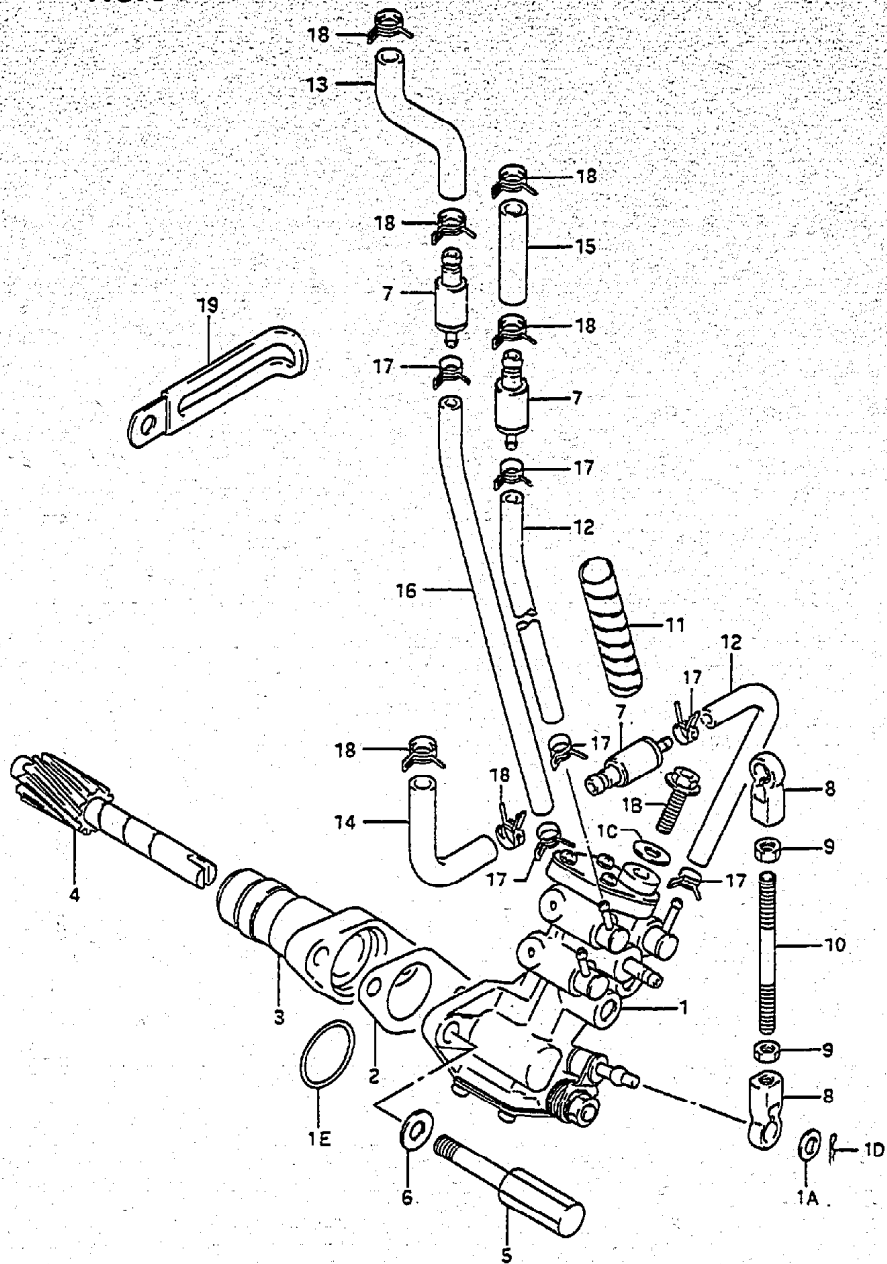


FIG. 8 (C- 4) OIL PUMP

REF. NO.	PART NO.	DESCRIPTION	Q'TY	REMARKS
1	16100-95D11	PUMP ASSY, OIL	1	
1A	13432-33100	.WASHER	1	
1B	16191-94600	.BOLT	1	
1C	16192-94600	.WASHER	1	
1D	16195-87D00	.PIN	1	
1E	16198-87D00	.O-RING	1	
2	16731-95520	GASKET, OIL PUMP RETAINER	1	
3	16340-95D00	RETAINER, OIL PUMP	1	
4	16331-95D00	GEAR, OIL PUMP DRIVEN	1	
5	09119-06067	BOLT	2	
6	08322-01067	WASHER	2	
7-1	16710-94641	VALVE, CHECK (DOUBLE)	3	
7-2	16710-92E01	VALVE, CHECK (SINGLE)	3	MODEL:89~94
8	19131-95502	CONNECTOR	2	
9	09140-05005	NUT	2	
10	19136-94301	ROD, OIL PUMP CONTROL	1	
11	16911-92E20	PROTECTOR	6	
12-1	09351-25703-600	HOSE	2	L:600-80,MODEL:88~90
12-2	09355-25705-600	HOSE	2	L:600-100,MODEL:91~94
13	09352-50903-600	HOSE	1	L:600-60
14	09352-50903-600	HOSE	1	L:600-60
15	09352-50903-600	HOSE	1	L:600-30
16-1	09351-25703-600	HOSE	1	L:600-165,MODEL:88~90
16-2	09355-25705-600	HOSE	1	L:600-165,MODEL:91~94
17	09401-06405	CLIP	6	
18-1	09401-07403	CLIP	6	MODEL:88~90
18-2	09401-08411	CLIP	6	MODEL:91~94
19	09404-08206	CLAMP	1	

REFER TO FIG. 8A(C-5) FOR MODEL:95~99

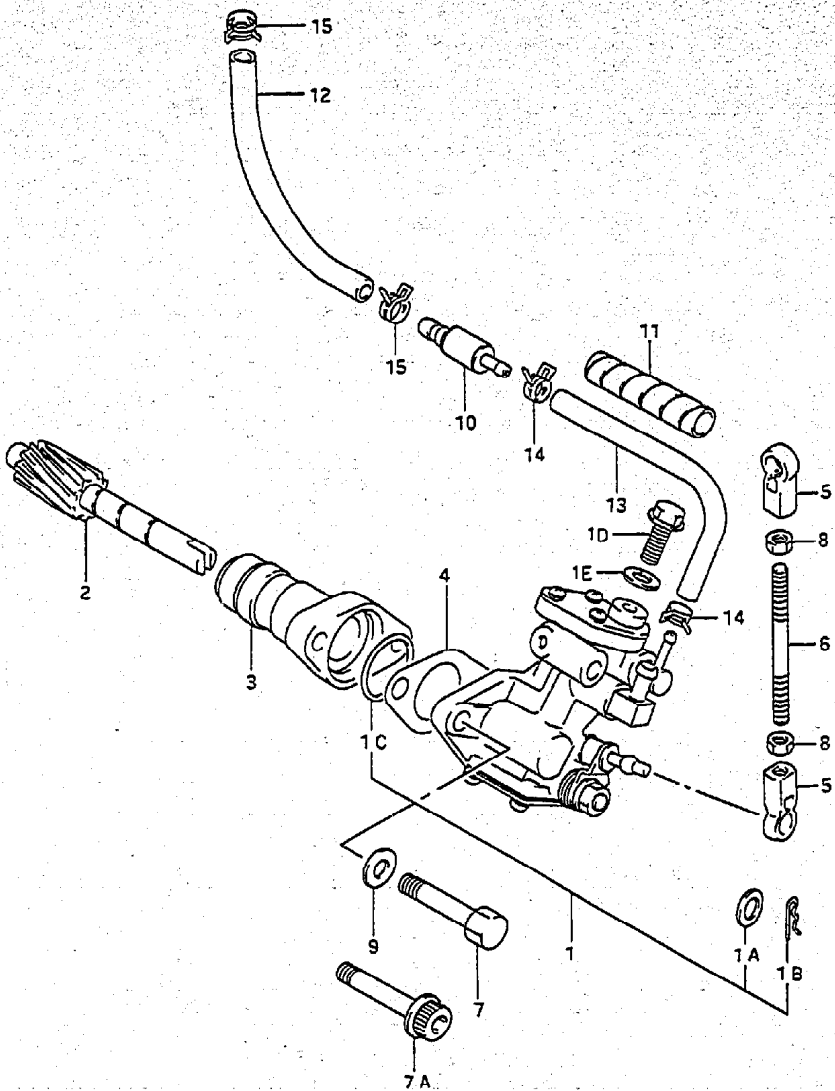
FIG.8A

FIG.8A (C-5) OIL PUMP (MODEL:95-99)

Q'TY

REMARKS

REF.NO.	PART NO.	DESCRIPTION	Q'TY	REMARKS
1	16100-95D20	PUMP ASSY, OIL	1	
1A	13432-33100	.WASHER	1	
1B	16195-87D00	.PIN	1	
1C	16198-87D00	.O RING	1	
1D	16091-949C0	.BOLT	1	
1E	16092-92440	.GASKET	1	
2	16331-95D00	GEAR, OIL PUMP	1	
3	16340-95D00	RETAINER, OIL PUMP	1	
4	16731-95520	GASKET, OIL PUMP	1	
5	19131-95502	CONNECTOR, OIL PUMP	2	
6	19136-94301	ROD, OIL PUMP CONTROL	1	
7	09119-06067	BOLT (6X30)	2	MODEL:95
7A	07130-06307	BOLT	2	MODEL:96-99
8	09140-05005	NUT	2	
9	08322-01067	WASHER	2	MODEL:95
10	16710-92E01	VALVE, CHECK (SINGLE)	1	
11-1	16911-92E20	PROTECTOR	1	L:540-130
11-2	16911-92E20	PROTECTOR	1	MODEL:96-99 L:540-80
12-1	09352-50903-600	HOSE, OIL (VALVE TO 3 WAY)	1	L:600-30
12-2	09351-50803-600	HOSE, OIL (VALVE TO 3 WAY)	1	L:600-40 MODEL:98,99
13-1	09355-25705-600	HOSE, OIL (PUMP TO VALVE)	1	L:600-190
13-2	09355-25705-600	HOSE, OIL (PUMP TO VALVE)	1	L:600-160 MODEL:98,99
14	09401-06405	CLIP	2	
15	09401-07403	CLIP	2	



DT25C/30C E3

FIG. 9

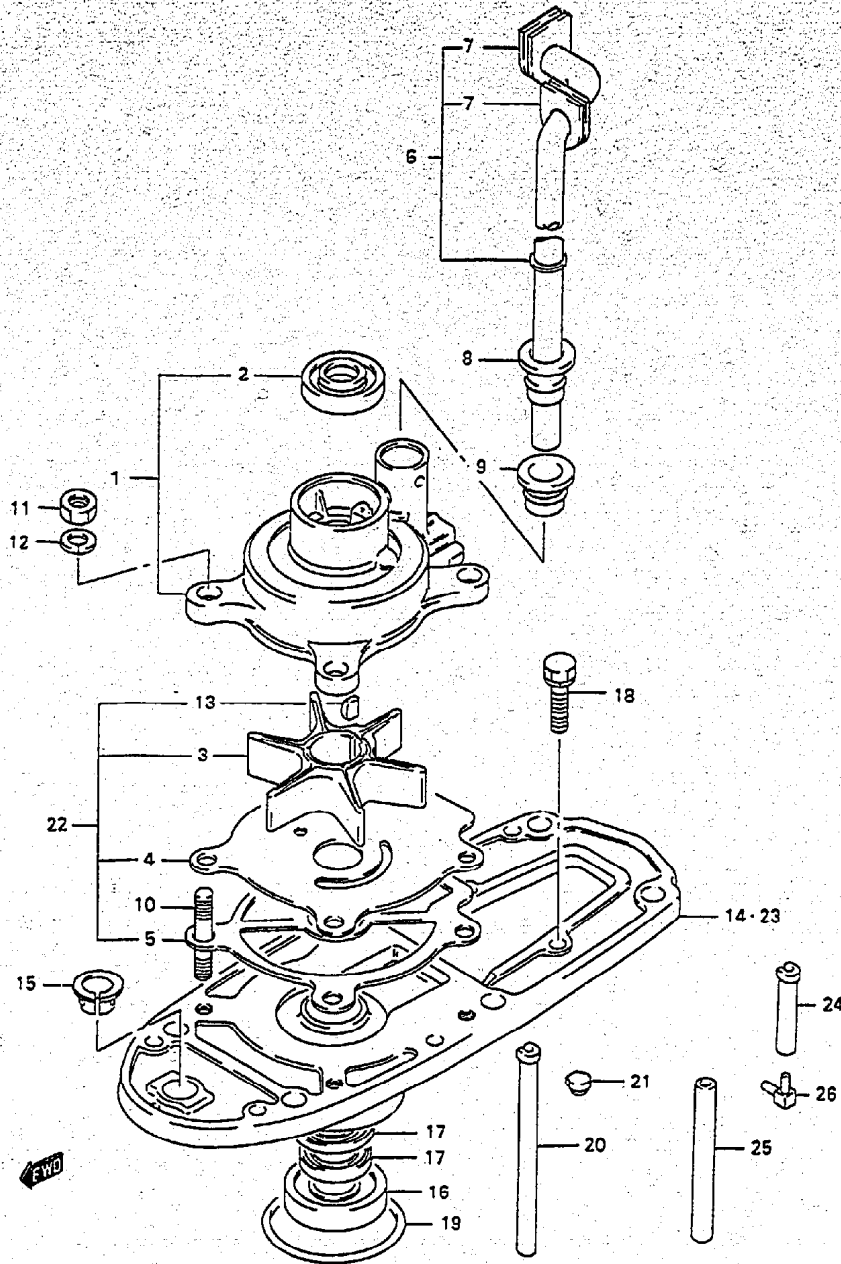


FIG. 9 (C- 6) WATER PUMP

REF.NO.	PART NO.	DESCRIPTION	Q'TY	REMARKS
1	17410-95D11	CASE, WATER PUMP	1	
2	09282-17007	.SEAL (ID:17.0,OD:28.0,B:6.0)	1	
3	17461-96400	IMPELLER, WATER PUMP	1	
4	17471-94401	PANEL, UNDER	1	
5	17472-96301	GASKET, PUMP CASE, LOWER	1	
6-1	17560-95D11	TUBE, WATER (S)	1	L:340
6-2	17560-95D01	TUBE, WATER (L)	1	L:462
7	17563-96301	.GROMMET, UPPER	2	
8	17565-96300	GROMMET, MIDDLE (S/L)	1	
9	17566-96302	GROMMET, LOWER	1	
10-1	09108-06068	STUD BOLT (6X25)	4	
10-2	09108-06069	STUD BOLT (6X30)	4	MODEL:96-99
11	09140-06020	NUT	4	
12	09162-06006	LOCK WASHER	4	
13	09420-04006	KEY	1	
14	56130-95D01-OED	HOUSING, DRIVE SHAFT BEARING	1	
15	25214-96302	.BUSH, SHIFTING ROD	1	
16	09265-17002	.BEARING	1	
17	09282-17006	.OIL SEAL	2	
18	09117-06031	BOLT (6X20)	2	
19	09280-50005	O RING (ID:43.2,OD:3.60)	1	
20	17453-96300	HOSE, DRAIN	1	MODEL:95 →56138-96300
21	56138-96300	CAP, WATER INLET	1	MODEL:95
22	17400-96400	KIT, WATER PUMP REPAIR	1	OPT
23	56130-95D10-OED	HOUSING, DRIVE SHAFT BRG	1	OPT
24	17453-95D00	.DRAIN, WATER INLET	1	OPT
25	09355-40805-600	.HOSE	1	OPT,L:600→130
26	09367-04005	.UNION	1	OPT

COLOR : OED (GRAY)

DT25C/30C E3

FIG. 10

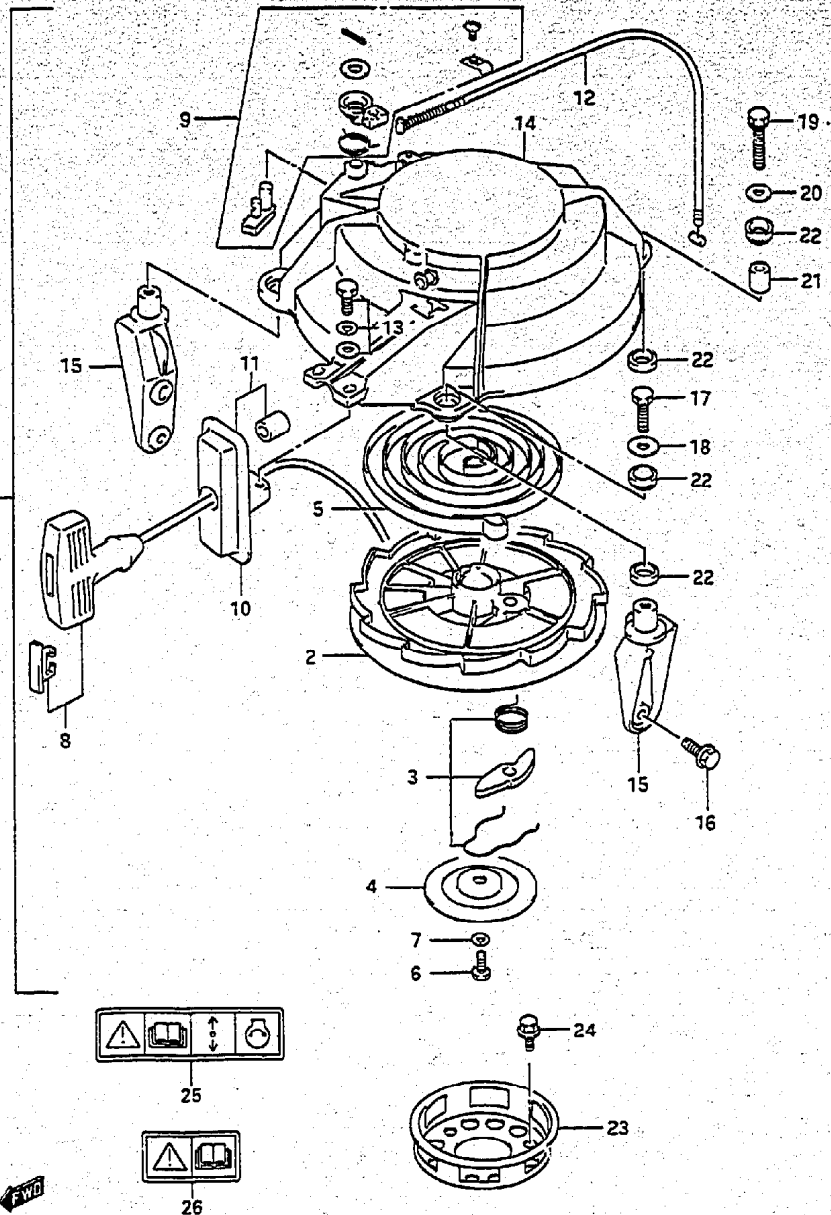


FIG. 10 (C-7) RECOIL STARTER

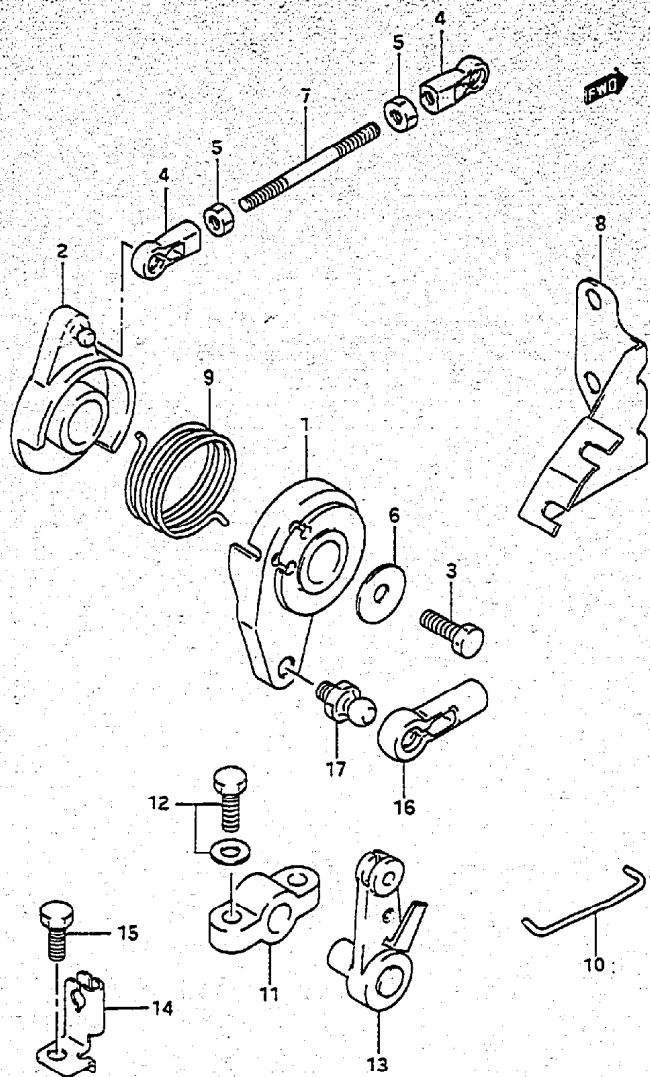
REF. NO.	PART NO.	DESCRIPTION	Q'TY	REMARKS
1-1	18100-95D02	STARTER ASSY, RECOIL	1	→18100-95D11 USED WITH 61622-95500
1-2	18100-95D11	STARTER ASSY, RECOIL	1	MODEL:91~99
2	18121-95D00	.REEL	1	
3	18130-93900	.RATCHET	1	
4	18151-93900	.PLATE	1	
5	18142-93900	.SPRING	1	
6	01500-06167	.BOLT	1	
7	08321-01067	.LOCK WASHER	1	
8	18210-93002	.GRIP	1	
9	18280-95D00	.NSI SET	1	
10-1	18191-94400	.PLATE, GUIDE	1	FOR 18100-95D02
10-2	18191-94410	.PLATE, GUIDE	1	FOR 18100-95D11
11	18190-95D00	.GUIDE SET	1	
12	18290-95D01	.CABLE, NSI	1	
13	01570-06167	.BOLT	2	
14	18111-95D01	.CASE, STARTER	1	
15	18711-95D00-OED	BRACE, RECOIL STARTER	2	
16	02162-06207	BOLT	4	
17	01550-06167	BOLT (6X16)	2	
18	09160-06066	WASHER (6.5X20X1.6)	2	
19	01550-08357	BOLT	1	
20-1	09160-08105	WASHER (8.5X20X1.6)	1	
20-2	09160-08054	WASHER (8.5X20X1.6)	1	MODEL:93~97
20-3	09160-08124	WASHER (8.5X20X1.6)	1	MODEL:98,99
21	09180-08203	SPACER (8.5X14X16.5)	1	
22	09320-14011	CUSHION	6	
23	18411-95D00	CUP, STARTER	1	
24	01550-08127	BOLT	3	
25	69711-93E00	LABEL, CAUTION	1	DT25C, 30C
26	69712-93E00	LABEL, CAUTION	1	DT25RC, 30RC

COLOR : OED (GRAY)

DT25C/30C E3

FIG.11

FIG.11 (C- 8) THROTTLE CONTROL



REF. NO.	PART NO.	DESCRIPTION	QTY	REMARKS
1	19121-95D01	LEVER, THROTTLE CONTROL	1	
2-1	19122-87D00	LEVER, INTERLINK THROTTLE	1	DT30C
2-2	19122-95D10	LEVER, INTERLINK THROTTLE	1	DT25C
3	02162-06127	BOLT	1	
4	19131-95502	CONNECTOR, THROTTLE LEVER	2	
5	09140-05005	NUT	2	
6-1	09160-06046	WASHER (6.5X20X1.5)	1	
6-2	09160-06036	WASHER (6.5X18X1.5)	1	MOEL:98,99
7	19136-94301	ROD, THROTTLE	1	
8	19184-95D01	BRACKET, THROTTLE CABLE	1	
9	19185-87D00	SPRING, THROTTLE LEVER	1	
10	19654-94401	ROD	1	
11	19815-94400	HOLDER, NSI LEVER	1	
12	02162-06207	BOLT	2	
13	19851-95D00	LEVER, NSI	1	
14	19861-96301	STAY, NSI CABLE	1	
15	02162-06127	BOLT	1	
16	67466-95200	CONNECTOR (THROT)	1	DT30RC,25RC
17	09119-06047	BALL PIVOT (THROT)	1	DT30RC,25RC

DT25C/30C E3

FIG. 13

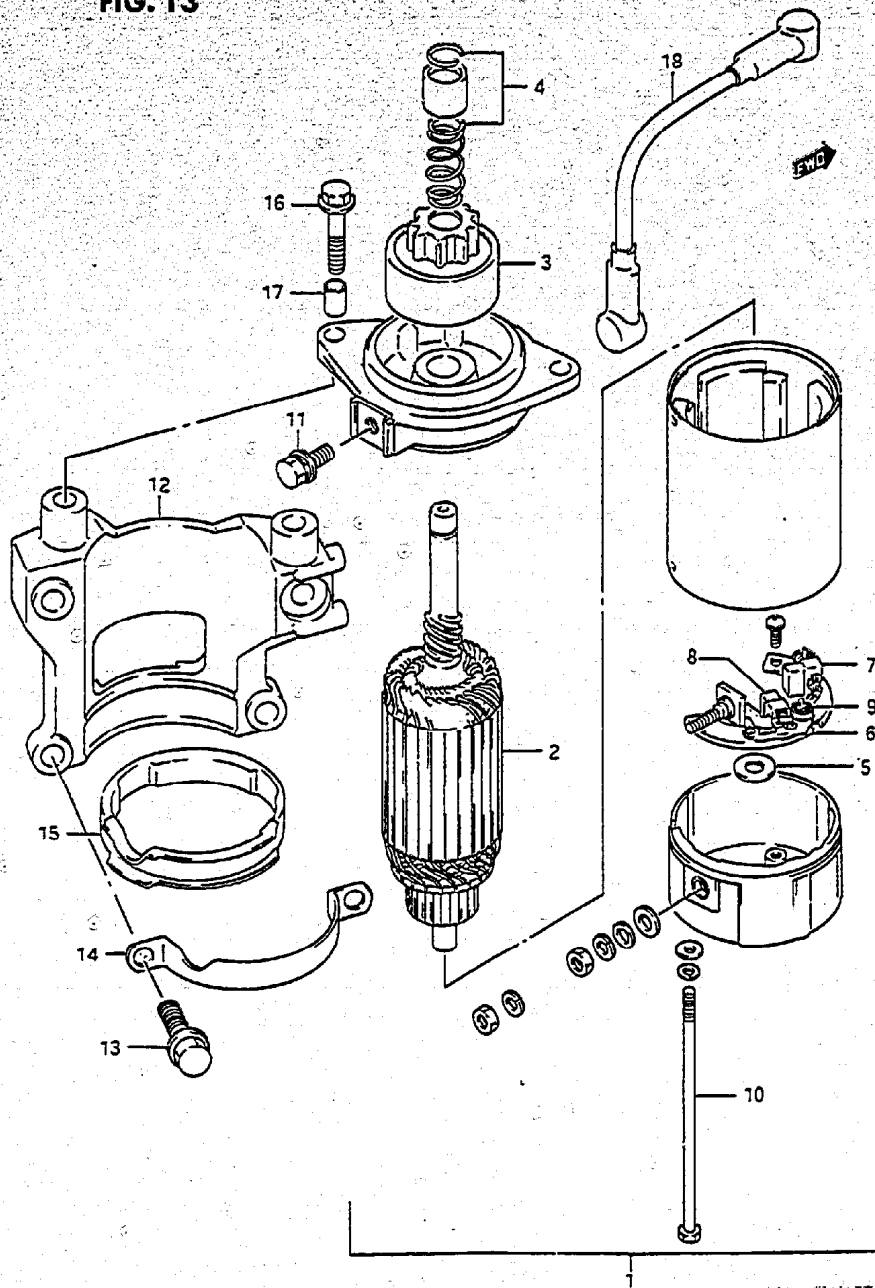


FIG. 13 (D- 2) STARTING MOTOR

REF.NO.	PART NO.	DESCRIPTION	Q'TY	REMARKS
1	31100-95D00	MOTOR ASSY, STARTER	1	
2	31310-96300	.ARMATURE	1	
3	31320-94400	.PINION	1	
4	31312-96300	.STOPPER SET, PINION	1	
5	31360-96300	.WASHER KIT	1	
6	31173-96301	.HOLDER ASSY, BRUSH	1	
7	31131-96300	..BRUSH (+)	1	
8	31132-96300	..BRUSH (-)	1	
9	31135-96300	..SPRING	2	
10	31281-93340	.BOLT	2	
11	02162-06167	BOLT	1	
12	31911-95D00-OED	BRACKET, STARTING MOTOR	1	
13	01550-08257	BOLT	4	
14	31912-95D00	BAND	1	
15	31918-94401	DAMPER	1	
16	01550-06357	BOLT (6X35)	2	
17	04211-09189	PIN	2	
18	33820-95D01	CABLE ASSY, STARTING SUB	1	

COLOR : OED (GRAY)

DT25C/30C E3

FIG. 14

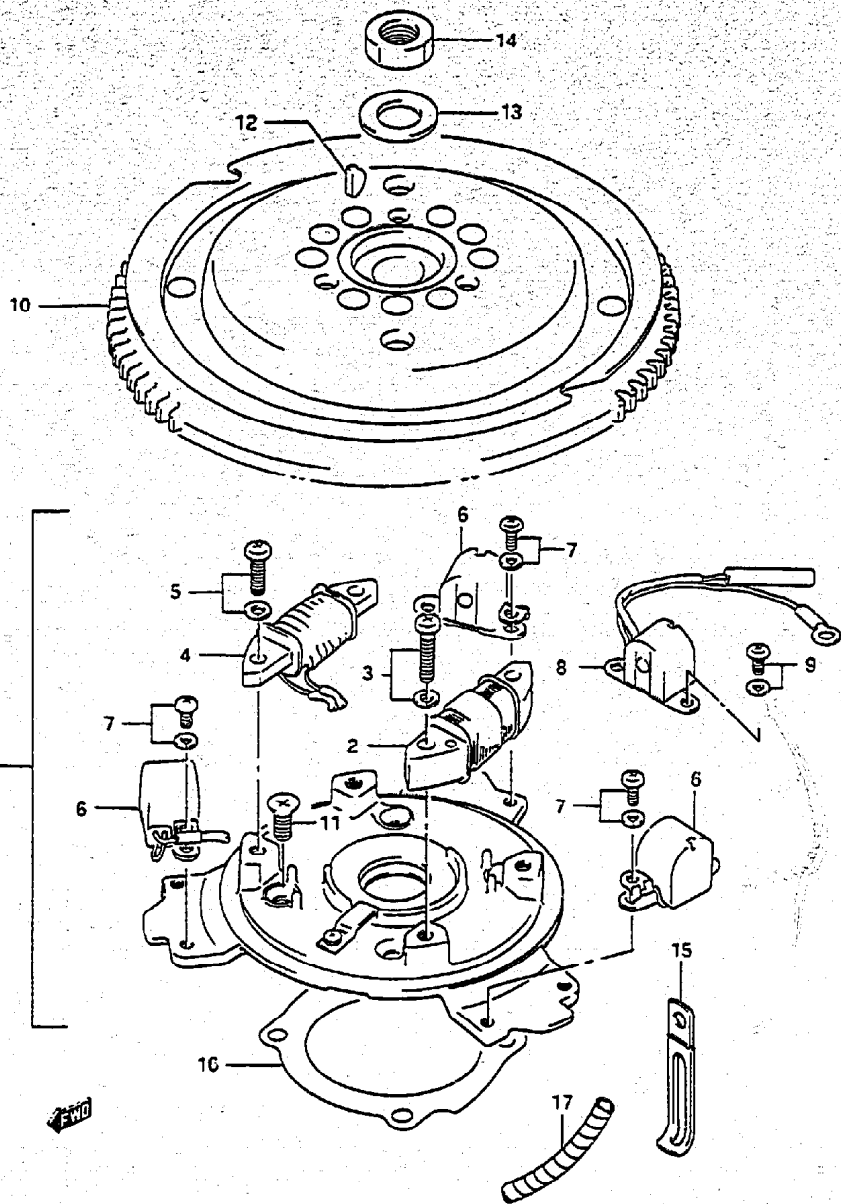


FIG. 14 (D-3) MAGNETO

REF.NO.	PART NO.	DESCRIPTION	Q'TY	REMARKS
1-1	32101-95D11	STARTER ASSY	1	
1-2	32101-95D30	STARTER ASSY	1	MODEL:94~99
2-1	32120-95D00	.COIL, LIGHTING	1	ELECTRIC STARTER
2-2	32120-95D20	.COIL, LIGHTING	1	ELECTRIC STARTER MODEL:94~99
2-3	32120-95D10	.COIL, LIGHTING	1	MANUAL STARTER
2-4	32120-95D30	.COIL, LIGHTING	1	MANUAL STARTER MODEL:94~99
3	02112-36257	.SCREW	2	
4-1	32140-95D00	.COIL, IGNITION	1	
4-2	32140-95D10	.COIL, IGNITION	1	MODEL:94~99
5	02112-36257	.SCREW	2	
6	32160-87D11	.SENSOR, IGNITION TIMING	3	
7	02112-35103	.SCREW	6	
8-1	32150-87D00	COIL, GEAR COUNTING	1	DT30C,MODEL:88
8-2	32150-95D00	COIL, GEAR COUNTING	1	MODEL:89
8-3	32150-87E20	COIL, GEAR COUNTING	1	MODEL:90~99
9	02112-35127	SCREW	2	
10-1	32102-95D00	FLYWHEEL	1	
10-2	32102-95D20	FLYWHEEL	1	MODEL:94~99
11-1	09126-06008	SCREW	4	
11-2	02122-06163	SCREW	4	MODEL:94~99
12	09420-04008	KEY	1	
13	09160-16026	WASHER (18.5X35X4)	1	
14	09140-15031	NUT	1	
15	09404-06432	CLAMP	1	
16	11413-95D10	GASKET, UPPER OIL SEAL HSG	1	
17-1	38423-95510	TUBE, 150	1	L:150~100 MANUAL STARTER
17-2	38423-95510	TUBE, 150	1	ELECTRIC STARTER

DT25C/30C E3

FIG. 15

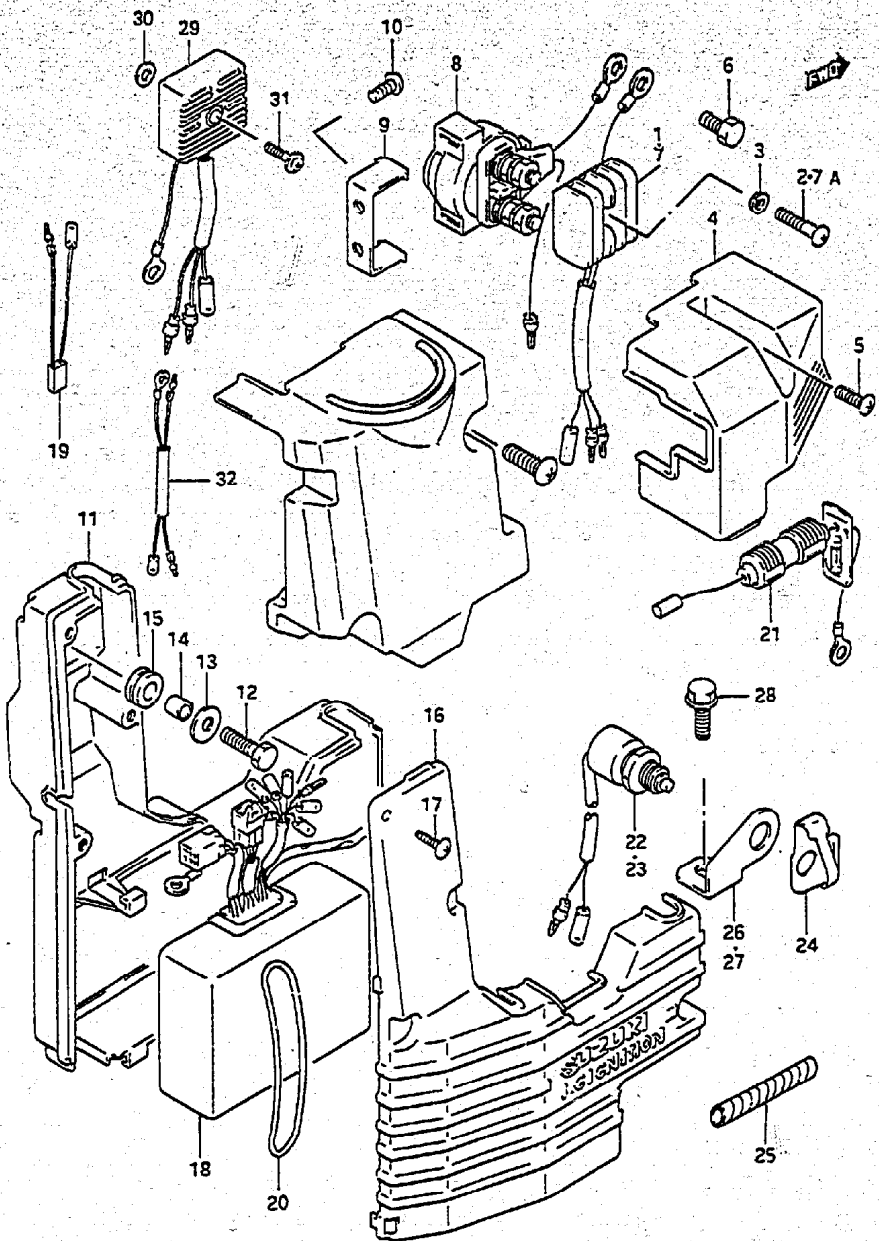


FIG. 15 (D- 4) ELECTRICAL

REF. NO.	PART NO.	DESCRIPTION	Q'TY	REMARKS
1	32800-95D01	RECTIFIER ASSY	1	MODEL:88-90
2	02112-05257	SCREW	1	MODEL:88-90
3	08321-01057	LOCK WASHER	1	MODEL:88-90
4	32825-95D00	COVER, RECTIFIER	1	
5	09125-05115	SCREW (5X16)	2	
6	02162-06127	BOLT	1	
7	32800-95D01	RECTIFIER ASSY	1	MODEL:94-99
7A	02142-05257	SCREW	1	MODEL:94-99
8	31800-94401	RELAY, STARTING	1	ELECTRIC STARTER
9	31805-95501	BRACKET, RELAY	1	ELECTRIC STARTER
10	02112-35127	SCREW	2	ELECTRIC STARTER
11	32950-95D00	HOLDER, ELECTRIC PARTS	1	
12	01550-06207	BOLT	3	
13	09160-06052	WASHER	3	
14	09180-06248	SPACER (6.1X8X9.5)	3	
15	09320-08001	CUSHION	3	
16	32951-95D01	COVER, PARTS HOLDER	1	
17	03212-05163	SCREW	4	
18-1	32900-95D00	CDI UNIT	1	MODEL:88
18-2	32900-95D40	CDI UNIT	1	MODEL:89-97
18-3	32900-95D50	CDI UNIT	1	MODEL:98,99
19	32940-95D01	RESISTOR, CDI UNIT	1	
20	09280-50008	BAND	1	
21	36740-93901	CASE ASSY, FUSE	1	
22	37721-94403	SWITCH ASSY, NEUTRAL SAFETY	1	
23	37721-87D02	SWITCH ASSY, REVERSE	1	
24	37725-95300	ACTUATOR, NEUTRAL SWITCH	1	
25	38423-95510	TUBE, REVERSE SW & LEAD	1	L:150-50
26	37726-95D02	BRACKET, NEUTRAL SWITCH	1	ELECTRIC STARTER
27	37726-94402	BRACKET, REVERSE SWITCH	1	MODEL:91-99
28	01580-06167	BOLT	2	
29	32800-95D10	RECT & REGULATOR ASSY	1	MODEL:91-93
30	09180-06232	SPACER	1	MODEL:91-93
31	02142-05307	SCREW	1	MODEL:91-93
32	36810-95D00	LEAD, CDI UNIT TO REVERSE SW	1	MODEL:91-99

DT25C/30C E3

FIG. 16

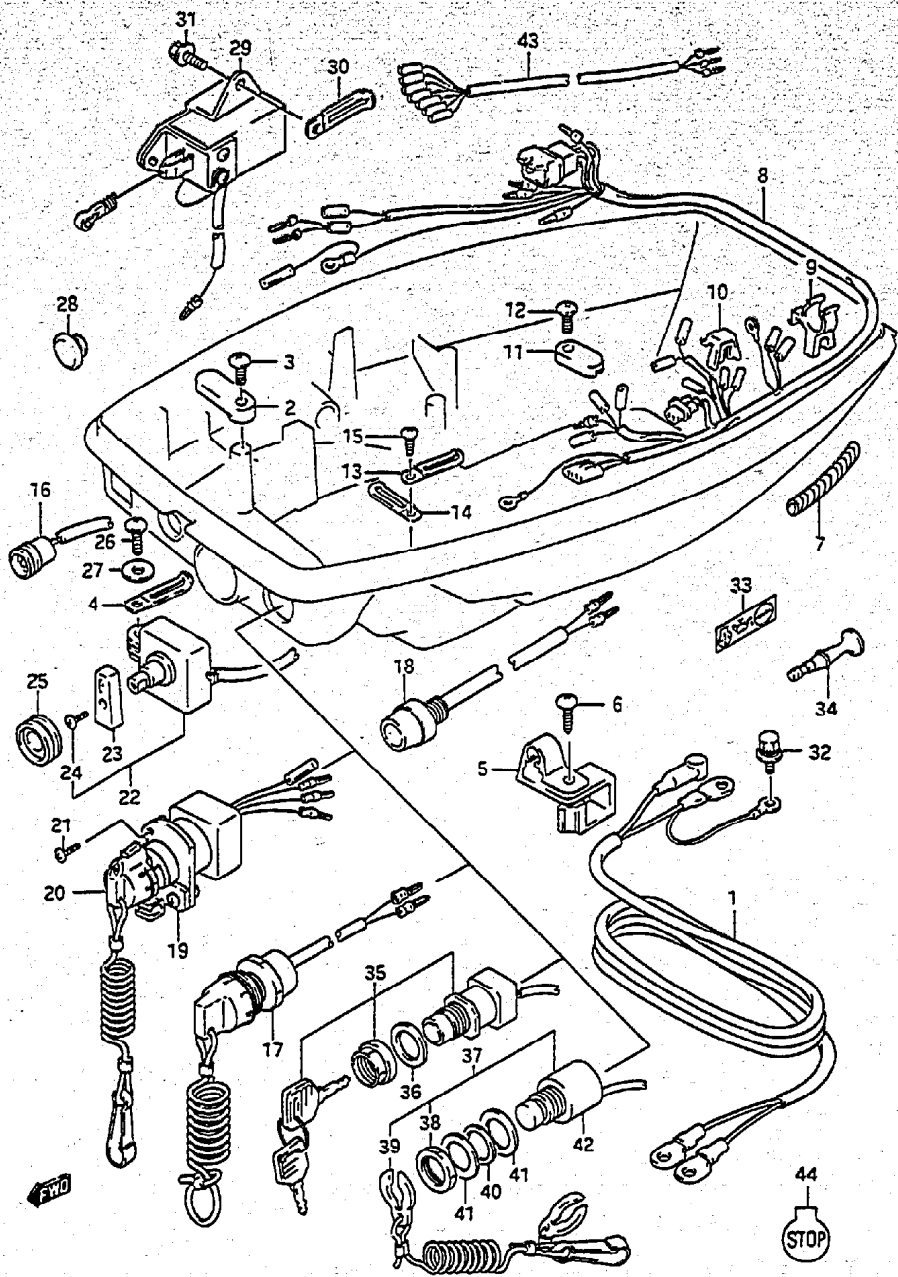


FIG. 16 (D-5) HARNESS

REF. NO.	PART NO.	DESCRIPTION	Q'TY	REMARKS
1	33810-95D02	CABLE ASSY, STARTER	1	
2	33815-87D00	STOPPER, CABLE	1	
3	02142-06257	SCREW	1	
4	09404-08206	CLAMP	1	
5	33816-96300	CLAMP, STARTER & CABLE	1	
6	03242-06253	SCREW	1	
7-1	38423-95510	TUBE, GROUND CABLE	1	L:150~50
7-2	38423-95510	TUBE, SWITCH LEAD	1	L:150~100
8-1	36610-95D01	HARNESS ASSY, WIRING	1	ELECTRIC STARTER MODEL:88,89
8-2	36610-95D32	HARNESS ASSY, WIRING	1	ELECTRIC STARTER MODEL:90~92
8-3	36610-95DC0	HARNESS ASSY, WIRING	1	ELECTRIC STARTER MODEL:93~99
8-4	36610-95D10	HARNESS ASSY, WIRING	1	MANUAL STARTER MODEL:88,89
8-5	36610-95DA0	HARNESS ASSY, WIRING	1	MANUAL STARTER MODEL:90~99
8-6	36610-95D21	HARNESS ASSY, WIRING	1	DT30RC,25RC MODEL:88,89
8-7	36610-95D82	HARNESS ASSY, WIRING	1	OPT,DT30RC,25RC,MODEL:88,89
8-8	36610-95DB0	HARNESS ASSY, WIRING	1	DT30RC/25RC,MODEL:90~99 ELECTRIC STARTER
8-9	36610-95D92	HARNESS ASSY, WIRING	1	OPT,MODEL:90~92
8-10	36610-95D71	HARNESS ASSY, WIRING	1	OPT:MODEL:93,94
8-11	36610-95DD0	HARNESS ASSY, WIRING	1	OPT,MODEL:95~99
9	36616-95301	HOLDER, CONNECTOR	1	DT30RC,DT25RC
10	36641-94710	STOPPER, CABLES	1	
11	36618-87D00	STOPPER, HARNESS	2	
12	02142-06207	SCREW	2	
13	09404-06433	CLAMP (L:95)	1	
14	09404-06432	CLAMP (L:65)	1	
15	03212-05163	SCREW	1	
16-1	36360-89E10	LAMP ASSY, OIL & WATER WAR	1	MODEL:88,89
16-2	36360-95D10	LAMP ASSY, OIL & WATER WAR	1	MODEL:91~99
17	37820-94460	SWITCH ASSY, EMERGENCY	1	MANUAL STARTER
18	37800-92D22	SWITCH ASSY, ENGINE STOP	1	MANUAL STARTER
19	37110-95D03	SWITCH ASSY, IGNITION	1	ELECTRIC STARTER
20-1	37141-95D10	.KEY, IGNITION (101)	1	ELECTRIC STARTER
20-2	37141-95D50	.KEY, IGNITION (105)	1	ELECTRIC STARTER

DT25C/30C E3

FIG. 16

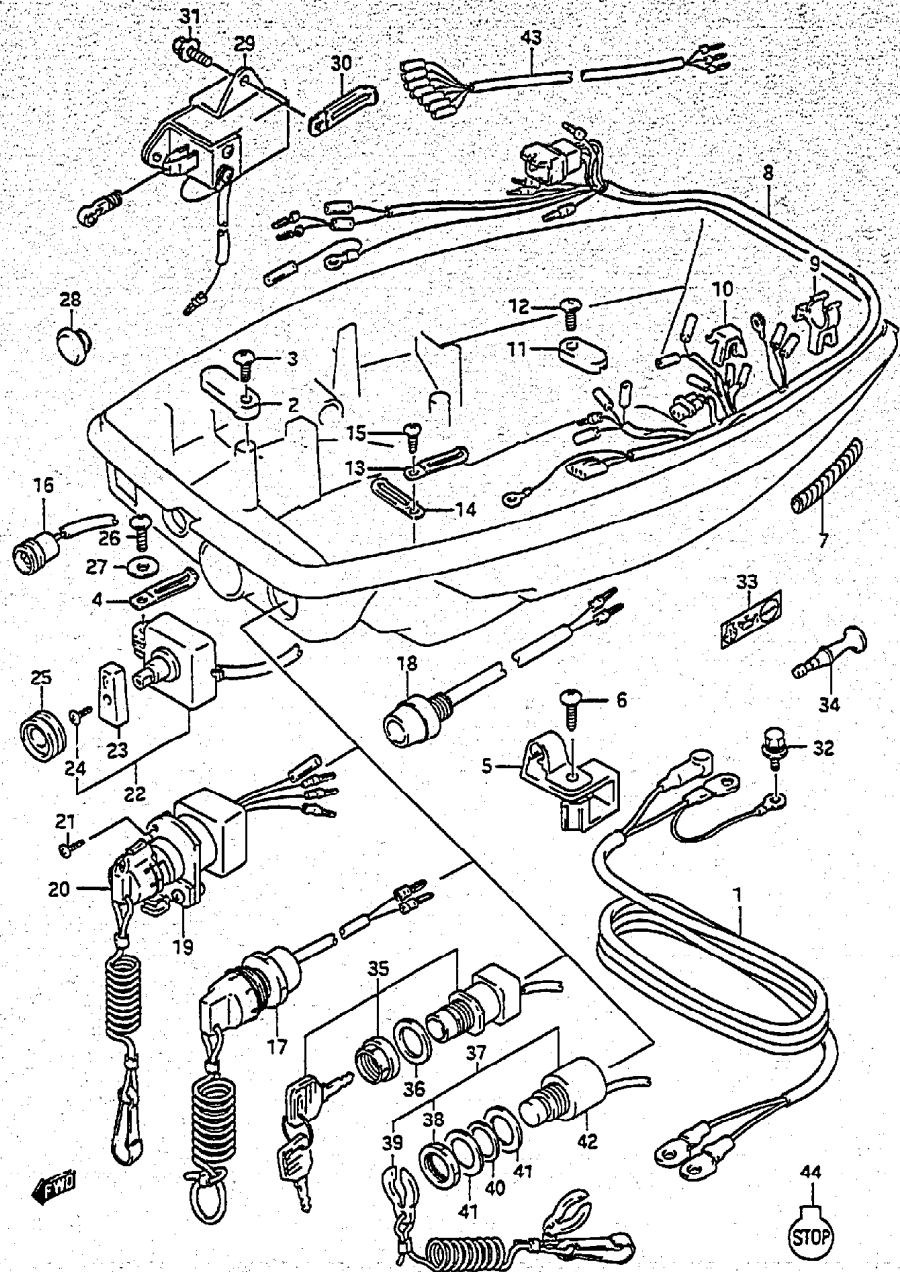


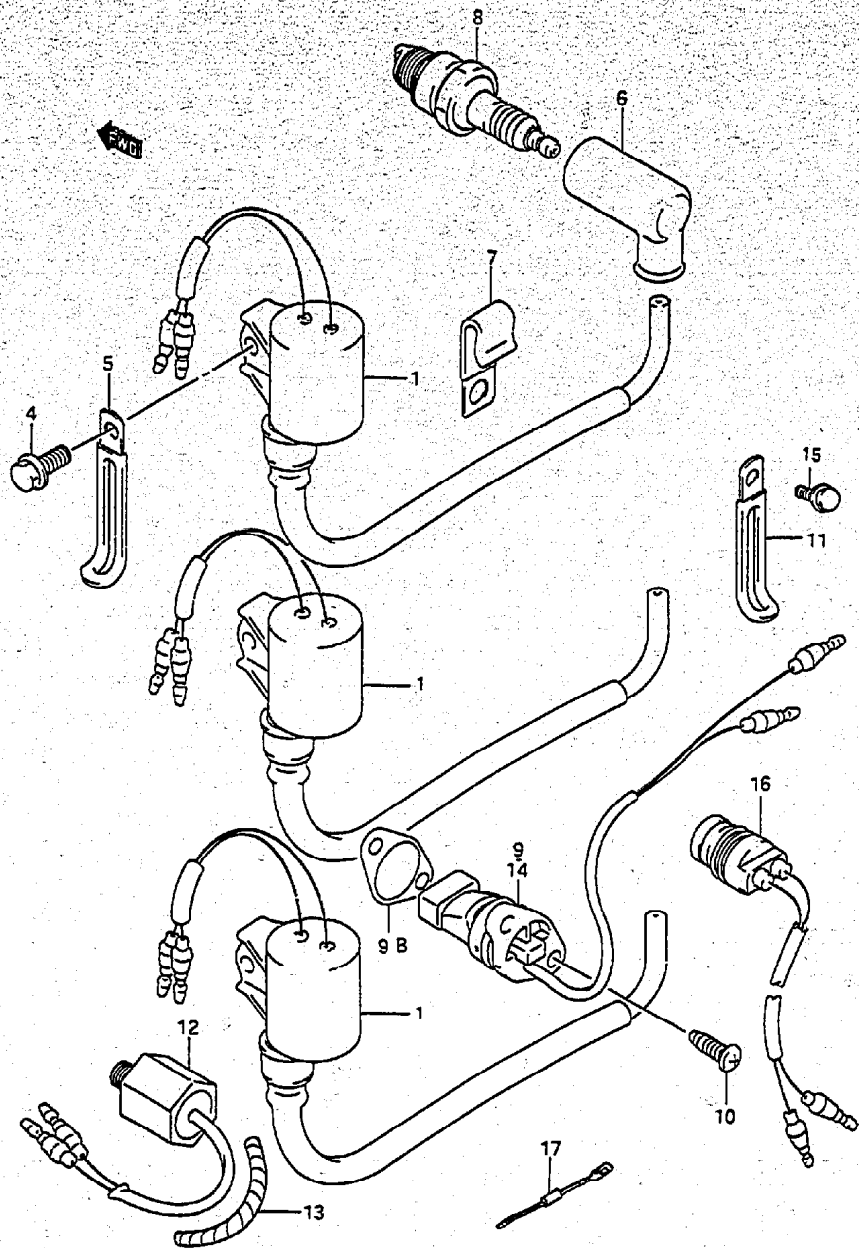
FIG. 16 (D- 6) HARNESS

REF. NO.	PART NO.	DESCRIPTION	QTY	REMARKS
21	03242-04123	SCREW	3	
22-1	37920-95D00	SWITCH ASSY, IGN TIMING	1	MODEL:88
22-2	37920-95500	SWITCH ASSY, IGN TIMING	1	MODEL:89,90
23	37921-95D00	.KNOB	1	
24	02112-04083	.SCREW	1	
25	37925-95D00	CUSHION, IGN TIMING SW	1	
26	03112-05203	SCREW	1	
27	09160-05043	WASHER	1	
28	09250-12006	CAP	1	
29	38600-95D01	SOLENOID ASSY, CHOKE	1	DT30RC,DT25RC
30	09404-06432	CLAMP	1	DT30RC,DT25RC
31	02162-06127	BOLT	2	DT30RC,DT25RC
32	01580-06167	BOLT	1	ELECTRIC STARTER
33-1	36367-95D10-064	LABEL, OIL/WATER LAMP (WHITE)	1	
33-2	36367-95D20-064	LABEL, OIL/WATER LAMP (WHITE)	1	MODEL:95-99
34	36615-96300	TERMINAL	2	
35-1	37110-95D10	SWITCH ASSY, IGNITION	1	ELECTRIC STARTER MODEL:93-96
35-2	37110-95D11	SWITCH ASSY, IGNITION	1	MODEL:97-99
36	09160-25069	WASHER	1	ELECTRIC STARTER MODEL:93-99
37	37820-92E00	SWITCH ASSY, EMERGENCY	1	ELECTRIC STARTER MODEL:93-99
38	37826-92E00	.NUT	1	
39	37823-92E00	.PLATE, LOCK	1	
40-1	09160-12057	WASHER, EMERGENCY SW	1	ELECTRIC STARTER MODEL:93-98
40-2	09160-12087	WASHER	1	MODEL:99
41	09160-12067	WASHER, EMERGENCY SW	2	ELECTRIC STARTER MODEL:93-99
42	37830-95D00	SWITCH ASSY, EMERGENCY	1	MANUAL STARTER MODEL:93-99
43	36630-92E00	WIRE, INSTRUMENT	1	MODEL:95-99
44	37835-95D00	LABEL, STOP	1	

DT25C/30C E3

FIG.17 (D- 7) IGNITION COIL

FIG.17



REF.NO.	PART NO.	DESCRIPTION	Q'TY	REMARKS
1	33410-95D10	COIL ASSY, IGNITION,NO.1	3	
4	02162-06167	BOLT	3	
5	09404-06432	CLAMP	3	
6	33510-95520	CAP, SPARK PLUG	3	
7	09403-09320	CLAMP	3	
8-1	09482-00269	PLUG, SPARK (B7HS)	3	~MODEL:92
8-2	09482-00277	PLUG, SPARK (BR7HS)	3	MODEL:93~98
9	34870-87D10	SENSOR, COOLING WATER	1	MODEL:88~91
9B	34875-94660	GASKET, COOLING WATER SENSOR	1	
10-1	03212-05123	SCREW	2	MODEL:88,89
10-2	03212-05163	SCREW	2	MODEL:90~99
11-1	09404-08205	CLAMP	1	
11-2	09404-06432	CLAMP	1	
12-1	34820-95D00	SENSOR, ENGINE TEMP	1	MODEL:88
12-2	34820-95D10	SENSOR, ENGINE TEMP	1	MODEL:89
13	38423-95510	.TUBE	1	L:150~100
14	34820-95D20	SENSOR, CYLINDER TEMP	1	MODEL:92~99
15	02162-06127	BOLT	1	
16	34850-95D00	SENSOR ASSY, HEAT	1	MODEL:92~99
17	36840-95D00	LEAD, TACHOMETER	1	DT25RC/30RC

DT25C/30C E3

FIG. 18

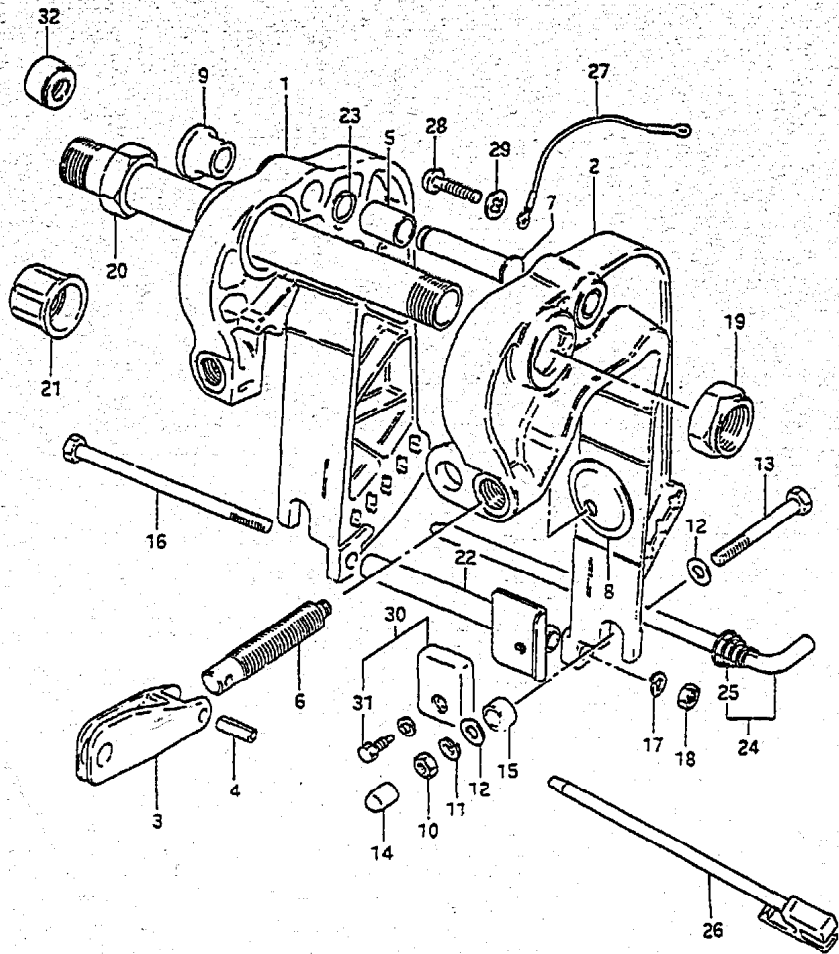


FIG. 18 (E-3) CLAMP BRACKET

REF. NO.	PART NO.	DESCRIPTION	QTY	REMARKS
19	09159-22003	NUT	1	
20	41130-96350	SHAFT, CLAMP BRACKET	1	
21	41151-94500	CAP	2	
22	41310-96301	ROD, CLAMP BRACKET LOWER	1	
23	09380-12005	RING, SNAP	1	
24	45420-96310	PIN, TILT LOCK	1	
25	09441-17001	.SPRING	1	
26	45420-95D03	PIN, TILT LOCK	1	
27	36894-95201	LEAD, L:165	1	
28	09125-05050	SCREW	2	
29	09161-05114	WASHER	2	
30	55320-95310	ZINC, PROTECTION	1	
31	09116-06092	.BOLT (6X16)	1	
32	41161-94400	SEAL, STEERING CABLE	1	OPT: DT30C, 25C STD: DT30RC, 25RC

FIG. 18 A

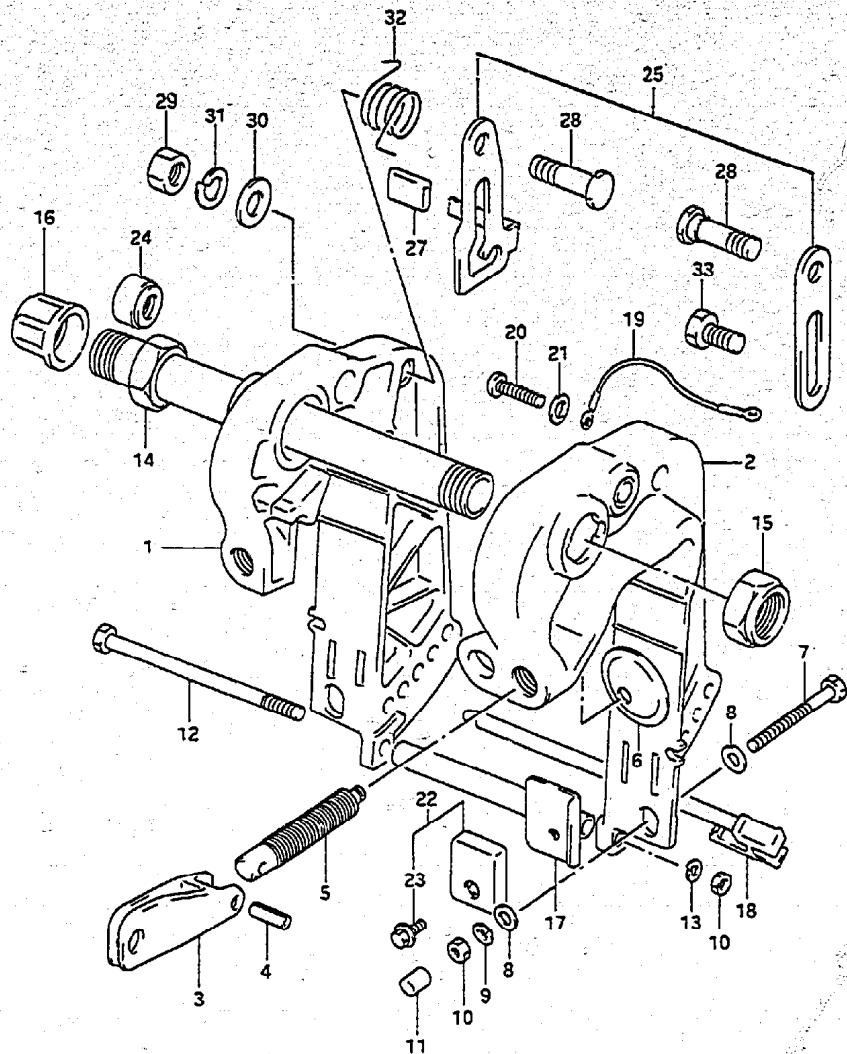


FIG. 18A(E- 4) CLAMP BRACKET (MODEL:94-99)(*)

REF.NO.	PART NO.	DESCRIPTION	Q'TY	REMARKS
1	41110-95D20-OED	BRACKET, CLAMP STBD (GRAY)	1	
2	41120-95D30-OED	BRACKET, CLAMP PORT (GRAY)	1	
3	41212-93000-OED	HANDLE, CLAMP (GRAY)	2	
4	09205-06007	PIN (6X25)	2	
5-1	41211-93910	SCREW, CLAMP (L:78)	2	
5-2	41211-93900	SCREW, CLAMP (L:68)	2	OPT
5-3	41211-93920	SCREW, CLAMP (L:90)	2	OPT
6	41213-98100	PLATE, CLAMP	2	
7	09100-08239	BOLT (8X90)	2	
8	09160-08081	WASHER, TRANSOM	4	
9	09162-08007	LOCK WASHER	2	
10	09140-08016	NUT	3	
11	41153-96300	CAP, TRANSOM BELT	2	
12	09100-08295	BOLT (8X165)	1	
13	09162-08007	LOCK WASHER	1	
14	41130-96350	SHAFT, CLAMP BRACKET	1	
15	09159-22003	NUT, CLAMP BRACKET SHAFT	1	
16	41151-94500	CAP, CLAMP BRACKET SHAFT	2	
17	41310-96310	ROD, CLAMP BRACKET	1	
18	45420-95D03	PIN, TILT LOCK	1	
19	36894-95201	LEAD	1	
20	09125-05050	SCREW (5X8)	2	
21	09161-05114	WASHER	2	
22	55320-95310	ZINC SET, PROTECTION	1	
23-1	09116-06092	.BOLT (6X16)	1	
23-2	09116-06094	.BOLT (6X15)	1	MODEL:99
24	41161-94400	SEAL, STEERING CABLE	1	OPT
25	41200-95D00	ARM SET, TILT	1	
27	41225-94400	RUBBER, TILT LOCK ARM	1	

(*) MODEL:94 DT25C:461698~
DT30C:461459~

FIG. 18 A

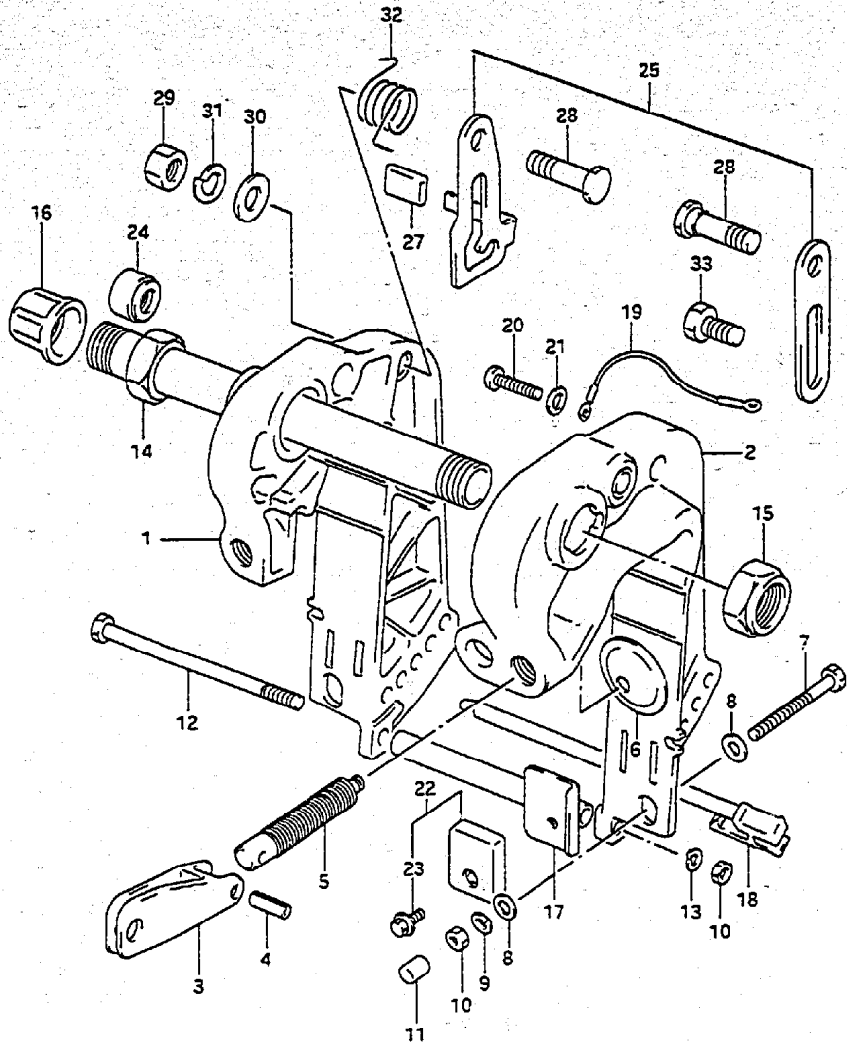


FIG. 18A(E-5) CLAMP BRACKET (MODEL:94-99)(*)

REF.NO.	PART NO.	DESCRIPTION	Q'TY	REMARKS
28	09111-10055	BOLT (10X48.5)	2	
29	09140-10031	NUT, TILT LOCK	2	
30	09160-10082	WASHER, TILT LOCK	2	
31	09162-10005	LOCK WASHER	2	
32	09448-29015	SPRING, TILT LOCK ARM	1	
33	09111-10032	BOLT (10X20.4)	2	

FIG. 19

FIG. 19 (E- 6) SWIVEL BRACKET

Q'TY

REF.NO.	PART NO.	DESCRIPTION	Q'TY	REMARKS
1-1	43111-96334-OED	BRACKET, SWIVEL	1	→43111-96351-OED USED WITH 09284-40001 43712-96310 DT30C:~132492 DT25C:~131967
1-2	43111-96350-OED	BRACKET, SWIVEL	1	DT30C:132493~ DT25C:131968~ →43111-96351-OED USED WITH 41130-96350 41310-96310,45420-95D03 09100-08295
1-3	43111-96351-OED	BRACKET, SWIVEL	1	MODEL:95~99
2	22511-99010	NIPPLE	4	←22511-99003
3	43711-96301	BUSH, STEERING UPPER	1	
4	43712-96310	BUSH, STEERING UNDER	1	
5	43721-96302	PLATE, UPPER BUSH	1	←43721-96301
6-1	43741-96302-02M	SHAFT, PILOT	1	MODEL:88, →43741-96304-OED USED WITH 43712-96310, 09284-40001
6-2	43741-96302-OED	SHAFT, PILOT	1	←43741-96304-OED USED WITH 43712-96310, 09284-40001 DT30C:~132492 DT25C:~131967
6-3	43741-96304-OED	SHAFT, PILOT	1	DT30C:132493~ DT25C:131968~
7-1	43751-95D23-OED	BRACKET, STEERING	1	→43751-95D50-OED USED WITH 63116-96301
7-2	43751-95D50-OED	BRACKET, STEERING	1	MODEL:93,94
7-3	43751-95D60-OED	BRACKET, STEERING	1	MODEL:95~99
8	09160-40005	WASHER (40X58X2)	1	
9	09284-40001	SEAL	1	DT30C:132493~ DT25C:131968~
10	09306-22004	BUSH (OD:40)	2	
12	09117-08074	BOLT (8X22)	4	
13	43411-96300	ADJUSTER, STEERING	1	
14	43421-96302	BUSH	1	
15	09119-08044	BOLT (8X23)	1	

COLOR : OED (GRAY)

DT25C/30C E3

28

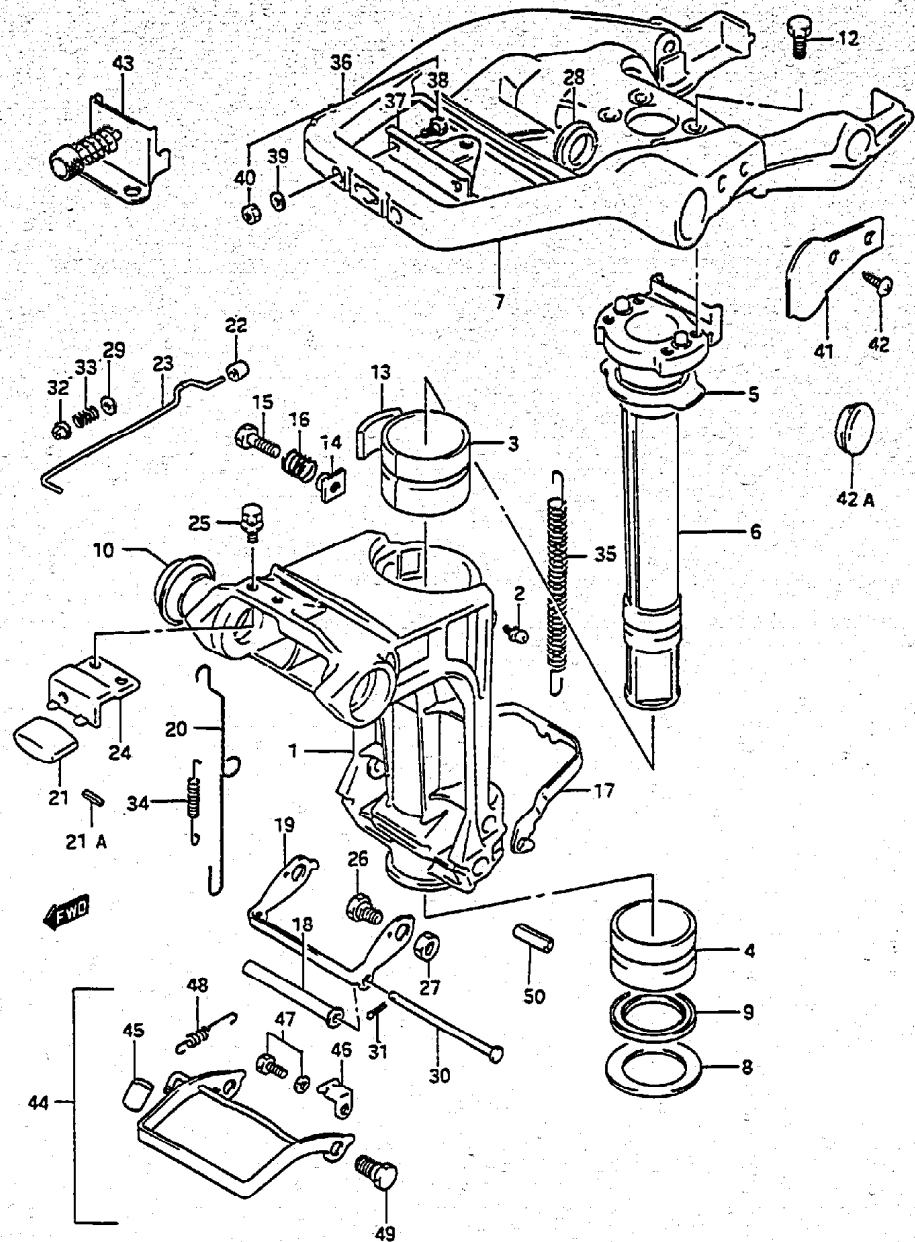


FIG.19

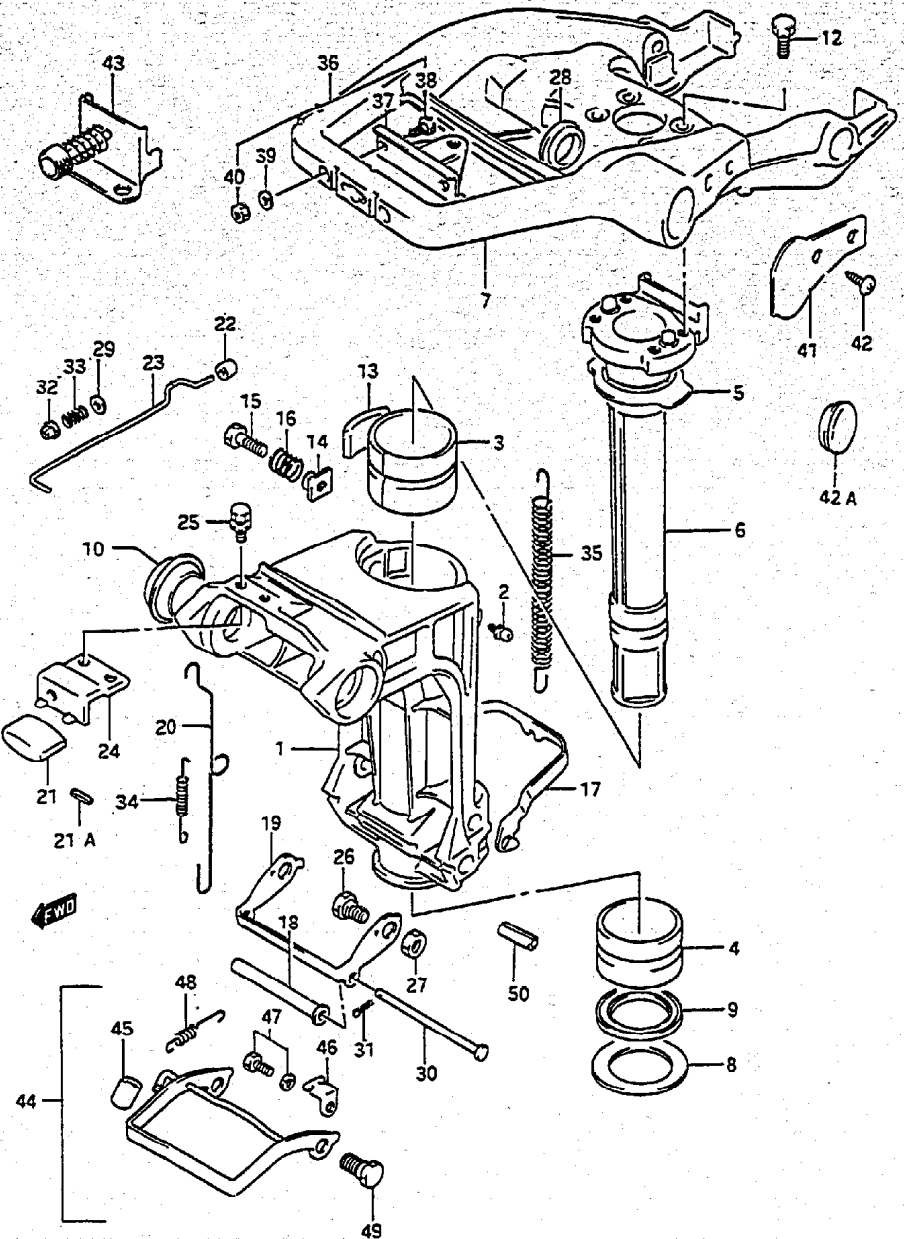


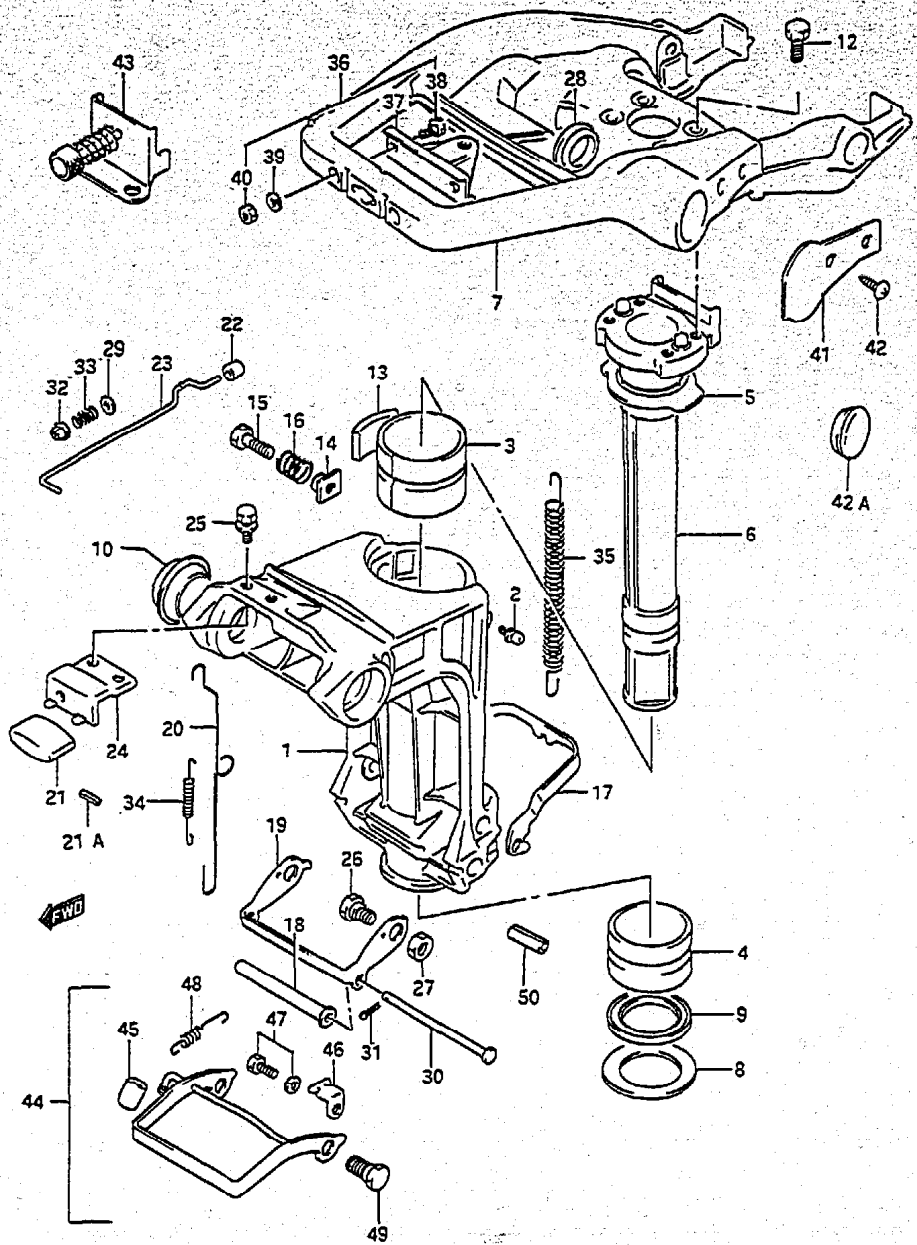
FIG.19 (E-7) SWIVEL BRACKET

REF.NO.	PART NO.	DESCRIPTION	Q'TY	REMARKS
16-1	09440-13045	SPRING	1	MODEL:89-90
16-2	09440-12036	SPRING	1	MODEL:91-99
17	45231-96302	ARM, REVERSE LOCK	1	
18	45246-96302	SPACER	1	
19	45241-96303	LINK, REVERSE LOCK ARM	1	
20	45252-96303	LINK, RELEASE LEVER	1	
21	45255-96302	KNOB, RELEASE LEVER	1	
21A	09205-02006	PIN	1	
22	45257-96300	BUSH, RELEASE LEVER	1	
23	45260-96300	LEVER, RELEASE	1	
24	45311-96302-OED	BRACKET, RLSE LEVER	1	
25	09116-05010	BOLT (5X12)	2	
26	09111-10034	BOLT (10X16.5)	2	
27	09140-10032	NUT	2	
28	43753-94400	GROMMET, STEERING BRACKET	1	
29	09160-04012	WASHER (4.2X10X1)	1	
30	09200-05011	PIN	1	
31	09204-01002	COTTER PIN	1	
32	09319-04001	BUSH	1	
33	09440-04021	SPRING	1	
34	39443-05013	SPRING	1	
35	09443-09036	SPRING	1	
36	67100-96300	ATTACHMENT SET, STEERING BRKT	1	OPT
37	43755-96310	.ATTACHMENT, STEERING BRACKET	1	OPT
38	09100-08224	.BOLT (8X36)	2	OPT
39	09162-08007	.LOCK WASHER	2	OPT
40	09140-08016	.NUT	2	OPT

COLOR : OED (GRAY)

FIG.19

FIG.19 (E- 8) SWIVEL BRACKET



REF.NO.	PART NO.	DESCRIPTION	Q'TY	REMARKS
41	43754-94301-OED	COVER, STEERING	1	DT30RC,25RC -MODEL:94
42	03142-05103	SCREW	2	DT30RC,25RC
42A	09250-33001	CAP, STEERING BRKT	1	DT30RC,25RC MODEL:95-99
43	67100-99700	ATTACHMENT, REMOTE CONTROL	1	OPT
44	45700-96313	SHALLOW DRIVE ASSY	1	
45	45255-95500	.KNOB	1	
46	45731-96310	.PLATE	1	
47	09117-06038	.BOLT (6X16)	1	
48	09443-08031	.SPRING	1	
49	09111-10045	.BOLT (10X20.8)	2	
50	09205-06013	PIN, SHALLOW DRIVE	1	

COLOR : OED (GRAY)

FIG. 20

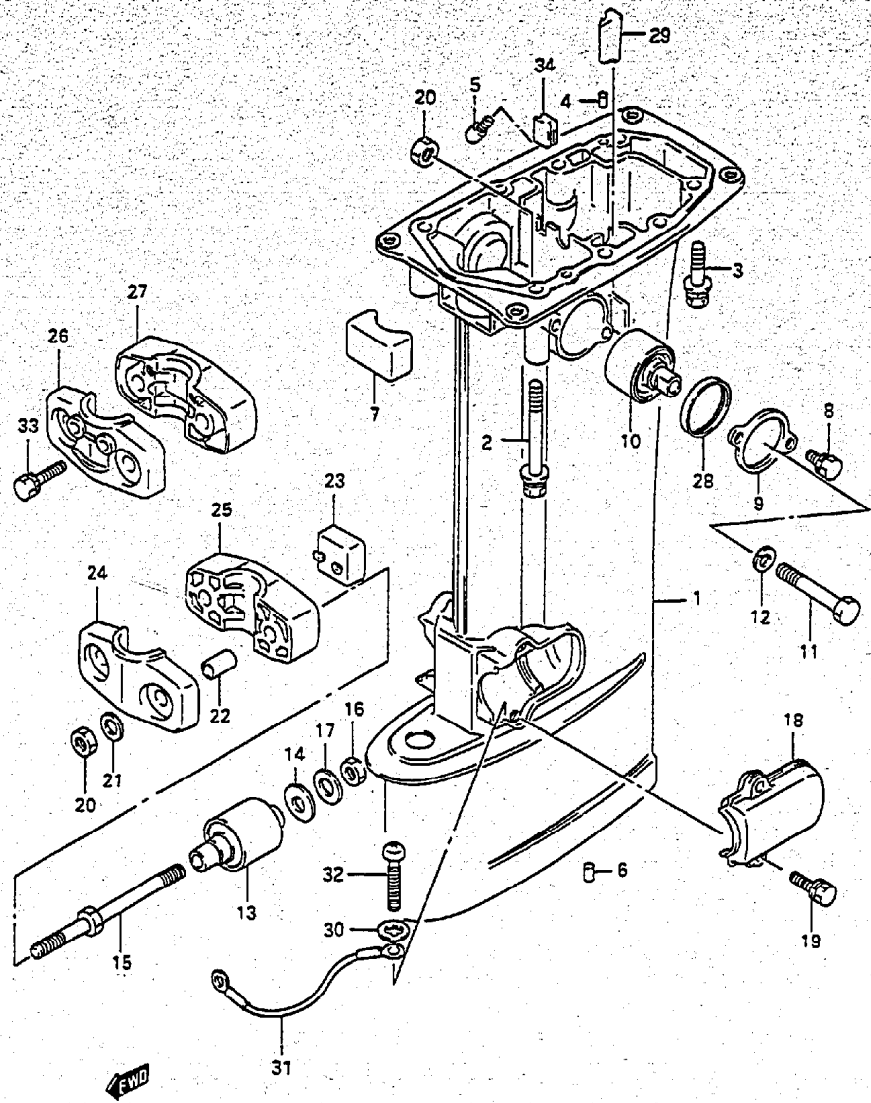


FIG. 20 (E- 9) DRIVESHAFT HOUSING

REF. NO.	PART NO.	DESCRIPTION	QTY	REMARKS
1-1	52111-95D13-OED	HOUSING, DRIVE SHAFT (S)	1	
1-2	52111-95D02-OED	HOUSING, DRIVE SHAFT (L)	1	
2	09118-08098	BOLT (8X87)	4	
3	09118-08090	BOLT (8X52)	4	
4	09202-06023	PIN	2	
5	52117-94400	TUBE, WATER INSPECTION	1	
6	09202-08015	PIN	2	
7	54121-96301	MOUNT UPPER THRUST REVERSE	1	
8	09117-06030	BOLT (6X16)	4	
9	54137-96301-OED	COVER, UPPER MOUNT	2	
10-1	54130-95D00	MOUNT, UPPER	2	
10-2	54130-95D01	MOUNT, UPPER	2	MODEL: 98, 99
11	09100-10220	BOLT (10X35)	2	
12	09162-10005	LOCK WASHER	2	
13	54160-95D00	MOUNT LOWER	2	
14	54165-96310	DAMPER, REVERSE STOPPER	2	
15	54166-96310	BOLT, LOWER MOUNT	2	
16	09140-10032	NUT	2	
17	09160-10083	WASHER	2	
18	54221-96301-OED	COVER, LOWER MOUNT	2	
19	09117-06032	BOLT (6X30)	4	
20	09159-10050	NUT	2	
21	09160-10082	WASHER (10.5X19X2)	2	
22	09180-10152	SPACER	2	
23	54151-96300	MOUNT LOWER THRUST	1	
24	54211-96310-OED	BRACKET, LOWER MOUNT FORWARD	1	~MODEL: 92 ~54211-96320-OED
25	54212-96302-OED	BRACKET, LOWER MOUNT AFT	1	~MODEL: 92 ~54212-96310-OED

COLOR : OED (GRAY)

FIG. 20

FIG. 20 (E-10) DRIVESHAFT HOUSING

QTY

REF. NO.	PART NO.	DESCRIPTION	QTY	REMARKS
26	54211-96320-OED	BRACKET, LOWER MOUNT FORWAD	1	MODEL:93~99
27	54212-96310-OED	BRACKET, LOWER MOUNT AFT	1	MODEL:93~99
28	54138-96300	SLEEVE, UPPER MOUNTING	2	
29	17568-96300	PLUG, DRIVE SFT HOUSING	1	~MODEL:88
30	09161-05114	WASHER	2	
31	36894-95201	LEAD, L:165	1	
32	09125-05050	SCREW (5X8)	2	
33	09117-08044	BOLT (8X40)	2	MODEL:93~99
34	52112-95D00	GROMMET, DRIVE SFT HSG	1	MODEL:95~99

COLOR : OED (GRAY)

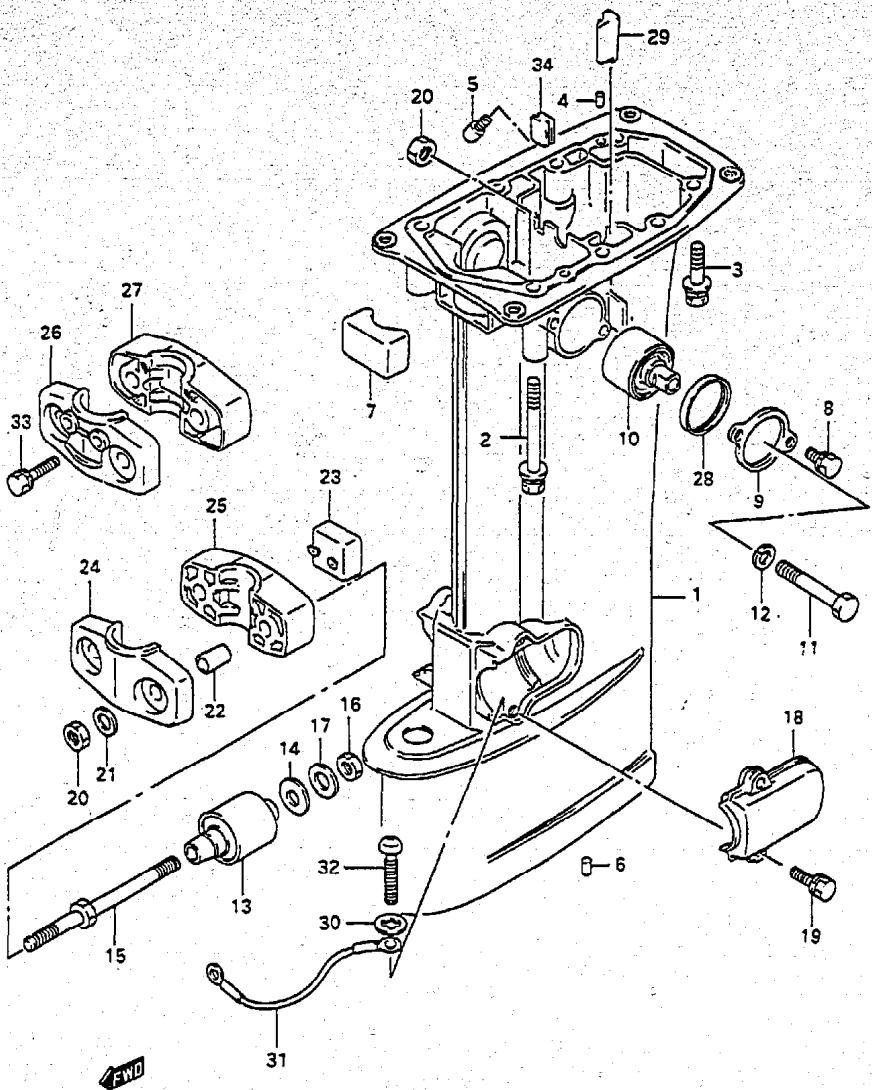


FIG. 21

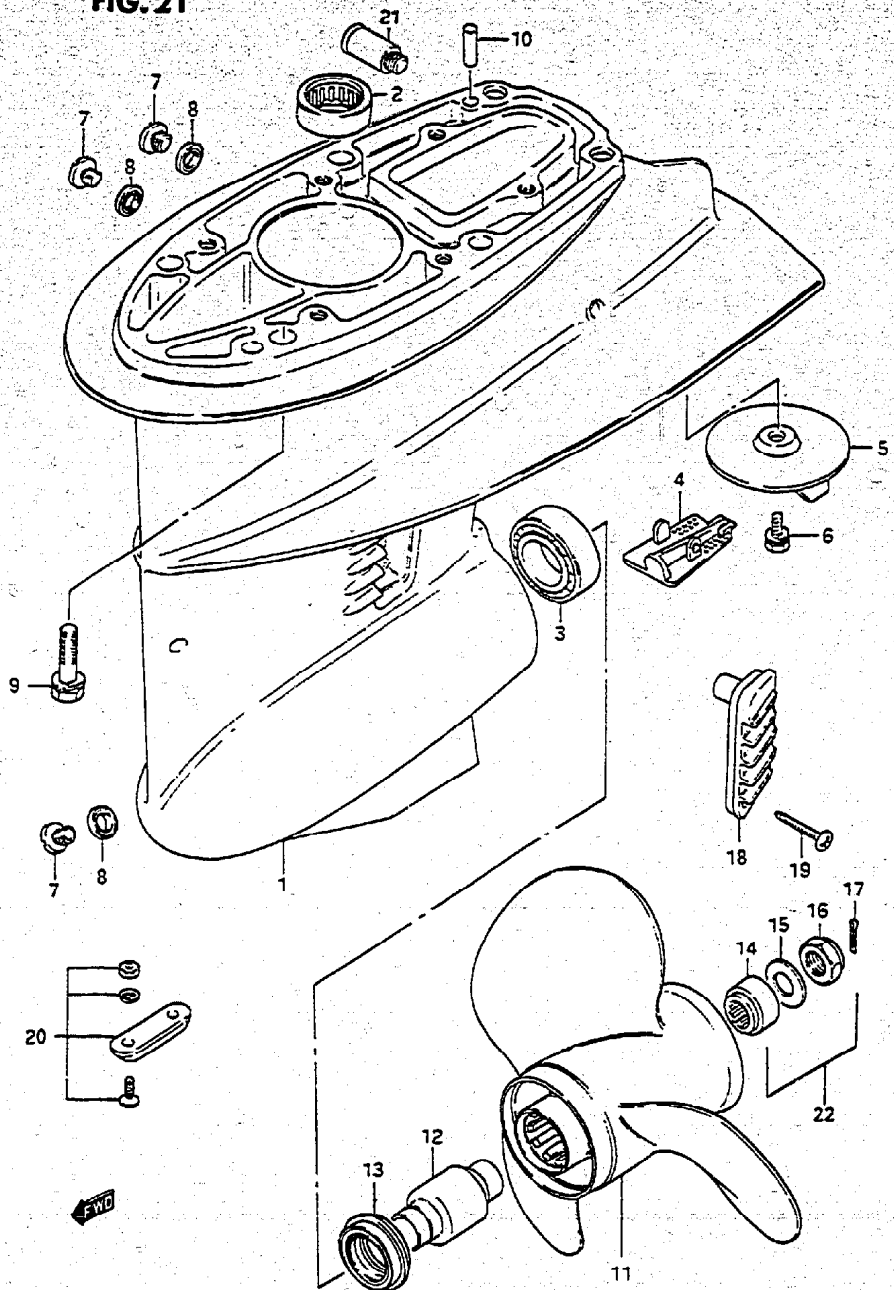


FIG. 21 (E-11) GEAR CASE

REV.NO.	PART NO.	DESCRIPTION	Q'TY	REMARKS
1	55100-96321-0ED	CASE ASSY, GEAR	1	
2	09263-20046	.BEARING (20.63X26.98X25.4)	1	
3	09265-25015	.BEARING	1	
4	55114-96310	.COVER, GEAR CASE	1	
5	55125-96310	TRIM TAB	1	
6	09117-08037	BOLT (8X16)	1	
7	09248-10008	PLUG	3	
8	09168-10022	GASKET (10X17X1.5)	3	
9	09117-08044	BOLT (8X40)	6	
10	09202-06015	PIN	2	
11-1	58100-96370-019	PROPELLER (3X10-1/4X9)	1	P911
11-2	58100-96410-019	PROPELLER (3X10-1/4X10)	1	P1001
11-3	58100-96420-019	PROPELLER (3X10-1/4X11)	1	P1101
11-4	58100-96430-019	PROPELLER (3X10-1/4X12)	1	P1201
11-5	58100-96440-019	PROPELLER (3X10-1/4X13)	1	P1301
11-6	58100-95000-019	PROPELLER (3X10-1/4X14)	1	P1401
11-7	58100-96460-019	PROPELLER (3X10-1/4X15)	1	P1501
11-8	58200-96400	PROPELLER (3X10-1/4X13)	1	P1300. STAINLESS STEEL
12	58120-96401	.BUSH	1	
13	57632-96400	STOPPER, PROPELLER BUSH	1	
14	57633-96300	SPACER	1	
15	09160-14028	WASHER (14.5X30X2.5)	1	
16	09141-14008	NUT	1	
17-1	09204-03004	COTTER PIN	1	
17-2	09204-03003	COTTER PIN	1	MODEL:99
18	17631-96320	FILTER, WATER	2	
19	03142-04253	TAPPING SCREW	2	
20	55300-95500	ZINC ASSY, PROTECTOR	1	OPT
21	55181-95200	ATTACHMENT, FLUSH HOSE	1	OPT
22	57630-96300	PROPELLER NUT KIT	1	OPT
23	25700-95000	GEAR CASE RE-SEALING KIT	1	OPT, NOT SHOWN

COLOR : 0ED (GRAY)
019 (BLACK)

FIG. 22

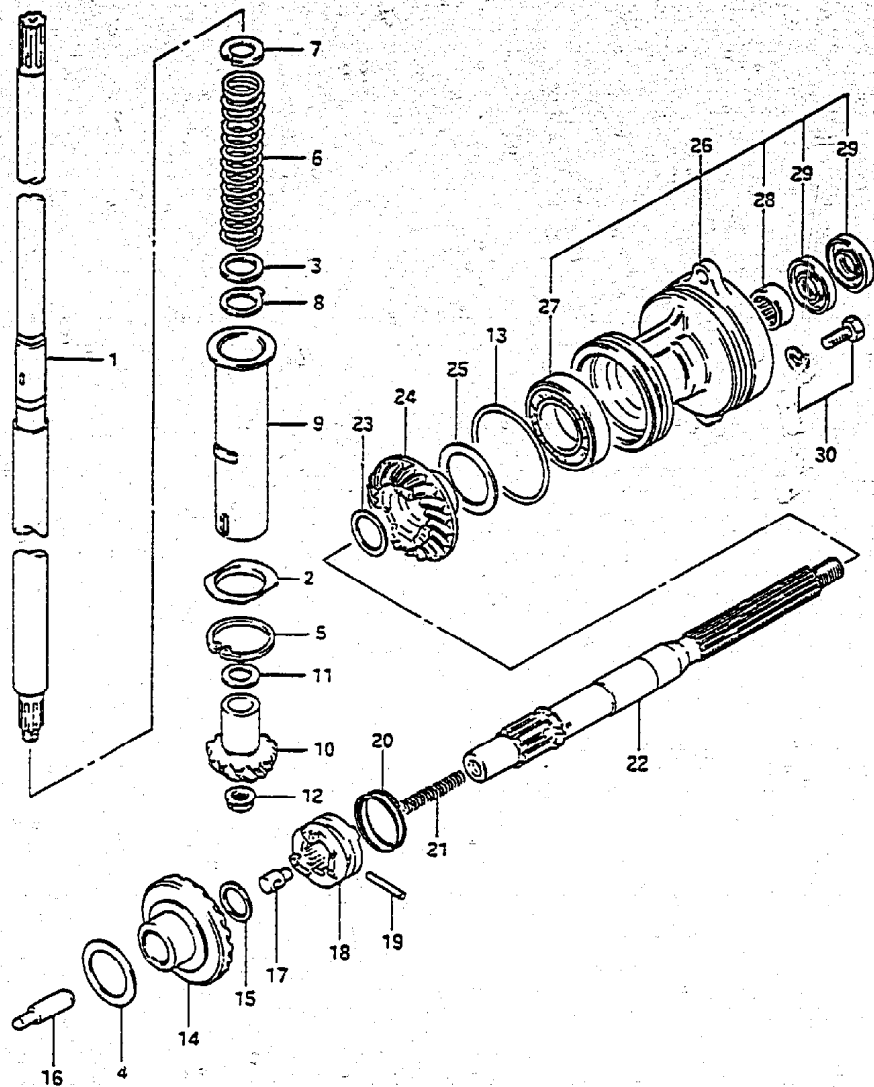


FIG. 22 (E-13) TRANSMISSION

REF.NO.	PART NO.	DESCRIPTION	Q'TY	REMARKS
20	09440-35004	SPRING	1	
21	09440-07041	SPRING	1	
22	57610-96310	SHAFT, PROPELLER	1	
23-1	09160-20068	WASHER (T:1.6)	0-1	
23-2	09160-20069	WASHER (T:1.8)	0-1	
23-3	09160-20070	WASHER (T:2.0)	0-1	
23-4	09160-20071	WASHER (T:2.2)	0-1	
23-5	09160-20072	WASHER (T:2.4)	0-1	
23-6	09160-20073	WASHER (T:2.6)	0-1	
24	57521-96312	GEAR, REVERSE	1	
25-1	09181-30167	SHIM (T:1.0)	0-1	
25-2	09221-30404	THRUST WASHER (T:0.2)	0-2	
25-3	09181-30158	SHIM (T:0.5)	0-1	
25-4	09181-30162	SHIM (T:0.8)	0-1	
26	56120-96331-OED	HOUSING, PROPELLER SHAFT BRG	1	
27	08113-60060	.BEARING	1	
28	09263-20047	.BEARING (20X26X20)	1	
29	09289-20009	.OIL SEAL (20X34X6.5)	2	
30	09117-06049	BOLT (6X25)	2	

COLOR : OED (GRAY)

FIG. 23

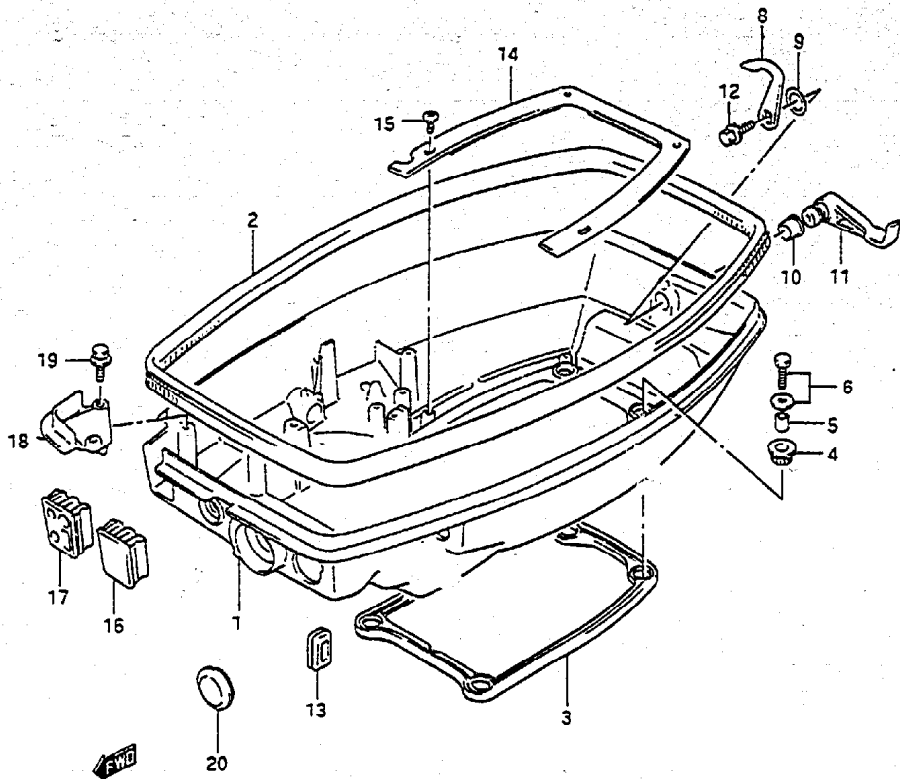


FIG. 23 (F- 2) UNDER COVER

REF.NO.	PART NO.	DESCRIPTION	Q'TY	REMARKS
1	61111-95D12-OED	COVER, ENGINE UNDER	1	
2	61112-96302	RUBBER, ENGINE LOWER	1	
3	61113-95D00	SEAL, UNDER COVER	1	
4	09320-10031	CUSHION, UNDER COVER	4	
5	09180-06289	SPACER (6.8X10X11.5)	4	
6	09116-06133	BOLT (6X25)	4	
8	61631-94410	HOOK, UNDER COVER	1	
9	09164-14008	WASHER	1	
10	09307-13003	BUSH	1	
11	61633-93930-OED	LEVER, HOOK	1	
12-1	09116-06127	BOLT (6X12)	1	
12-2	02162-06127	BOLT	1	MODEL:95~99
13	63625-94300	CAP	1	DT30RC,DT25RC
14	61138-95D00	COVER, WATER	1	
15	03242-05103	SCREW	4	
16	61124-95D01	GROMMET, CABLE	1	
17	61124-95D20	GROMMET, CABLE	1	DT30RC,DT25RC
18	61125-95D00-OED	PLATE, CABLE GROMMET	1	
19	09116-06106	BOLT (6X20)	2	
20	09250-21003	PLUG, ENGINE LOWER COVER	1	

COLOR : OED (GRAY)

FIG. 24

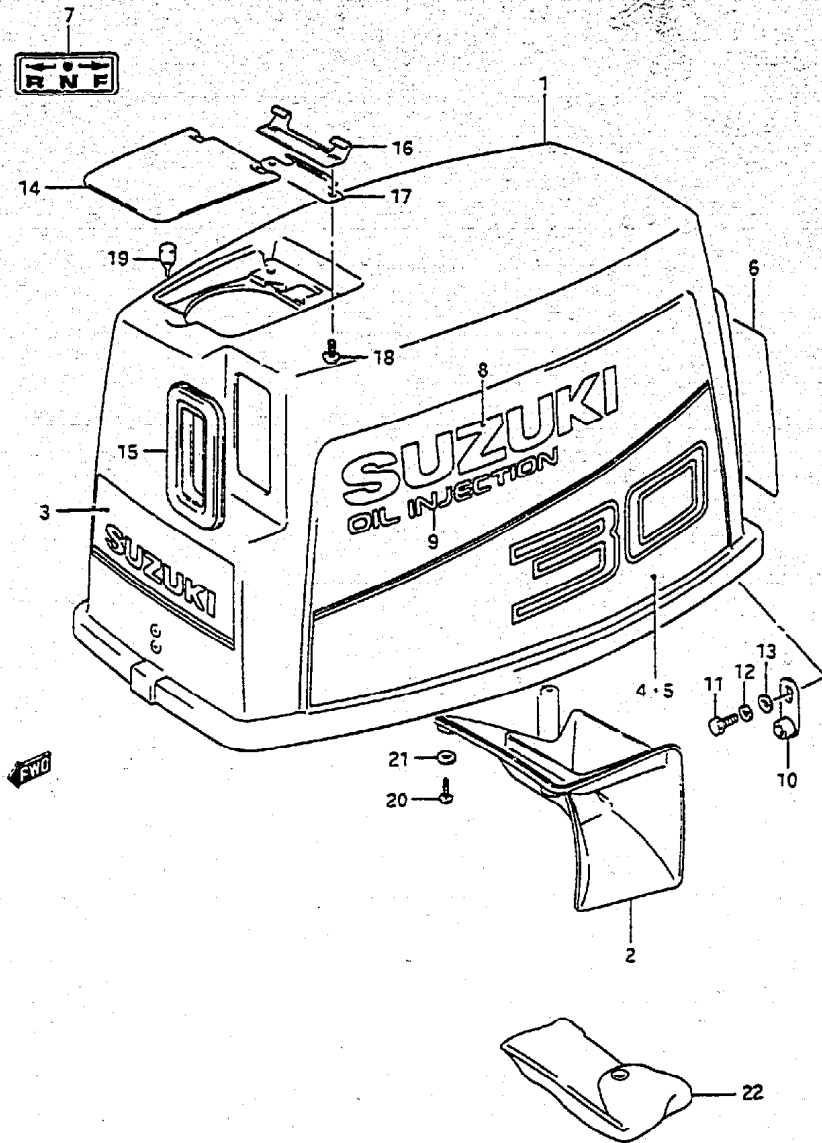


FIG. 24 (F- 3) ENGINE COVER (MODEL:88/DT30C)

REF. NO.	PART NO.	DESCRIPTION	Q'TY	REMARKS
1	61410-95D03-OED	COVER, ENGINE	1	
2	61433-95D00	COVER, AIR INTAKE INNER	1	
3	61422-95D10-70G	MARK, EMBLEM, FRONT	1	
4	61443-95D40-70G	DECAL, ENGINE COVER, STBD	1	
5	61453-95D40-70G	DECAL, ENGINE COVER, PORT	1	
6	61435-95D40-70G	EMBLEM, REAR	1	
7	21131-96003	MARK, CLUTCH SHIFT	1	
8	68112-43400-019	EMBLEM, SUZUKI	2	
9	61442-94600-019	MARK, OIL INJECTION	2	
10	61610-94420	FASTENER	1	
11	01500-06127	BOLT	1	
12	08321-01067	LOCK WASHER	1	
13	08322-01067	WASHER	1	
14	61481-95D01-02M	LID, OIL TANK FILLER	1	-61481-95D01-OED
15	61622-94400	RUBBER, RECOIL STARTER SEAL	1	
16	61482-95D00	HINGE, OIL FILLER LID	1	
17	61485-94400	SPRING, OIL FILLER LID	1	
18	09125-05028	SCREW	2	
19	09321-05019	CUSHION	2	
20	03242-04123	SCREW	4	
21	08322-01047	WASHER	4	
22	09800-01001	TOOL SET	1	

COLOR : 02M (SILVER)
 70G (764) (019)
 26G (BLACK)
 019 (BLACK)
 764 (GOLD)

REFER TO FIG. 25 (F-4) FOR MODEL: 89-93/DT30C
 REFER TO FIG. 26 (F-5) FOR MODEL: 89-93/DT25C
 REFER TO FIG. 27 (F-6) FOR MODEL: 94-97/DT25C, 30C
 REFER TO FIG. 28 (F-7) FOR MODEL: 98, 99/DT25C

FIG. 25

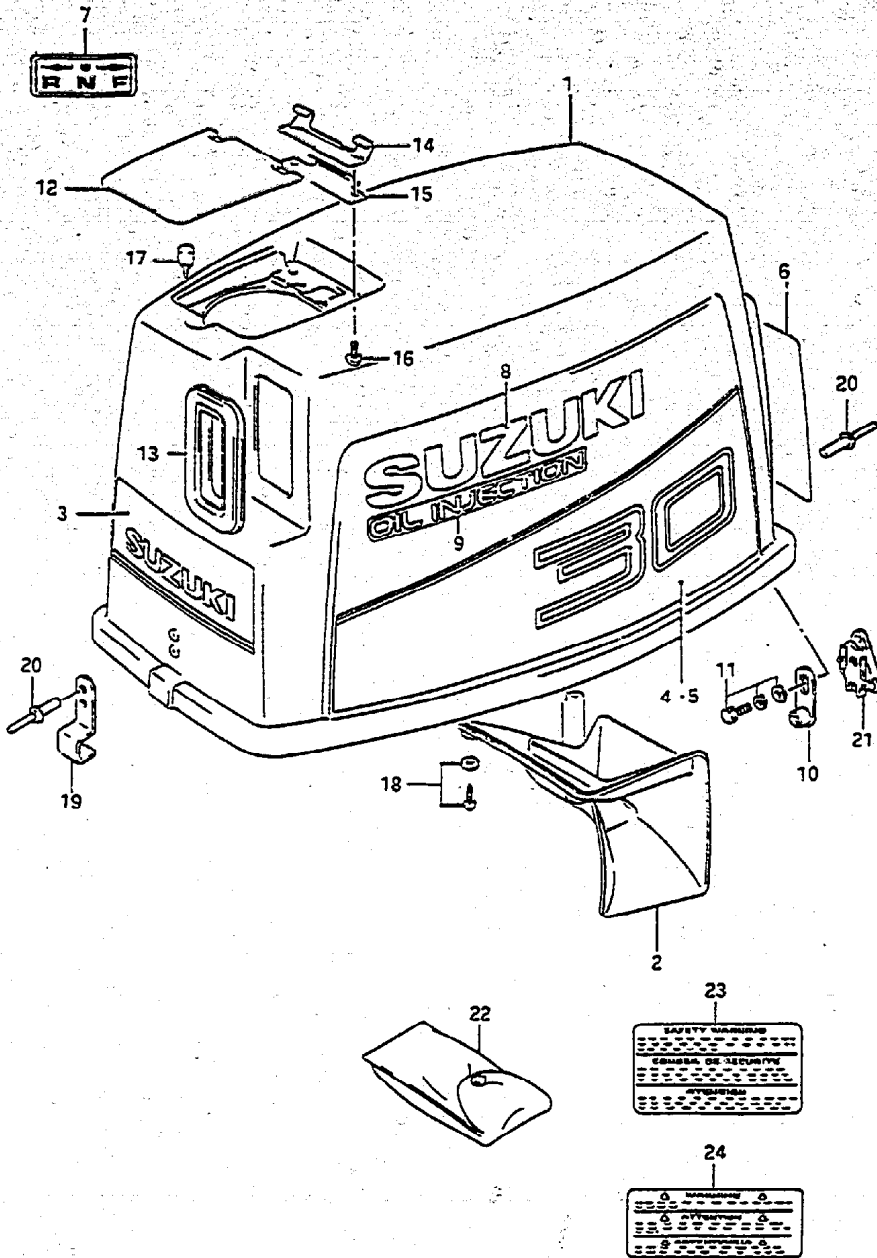


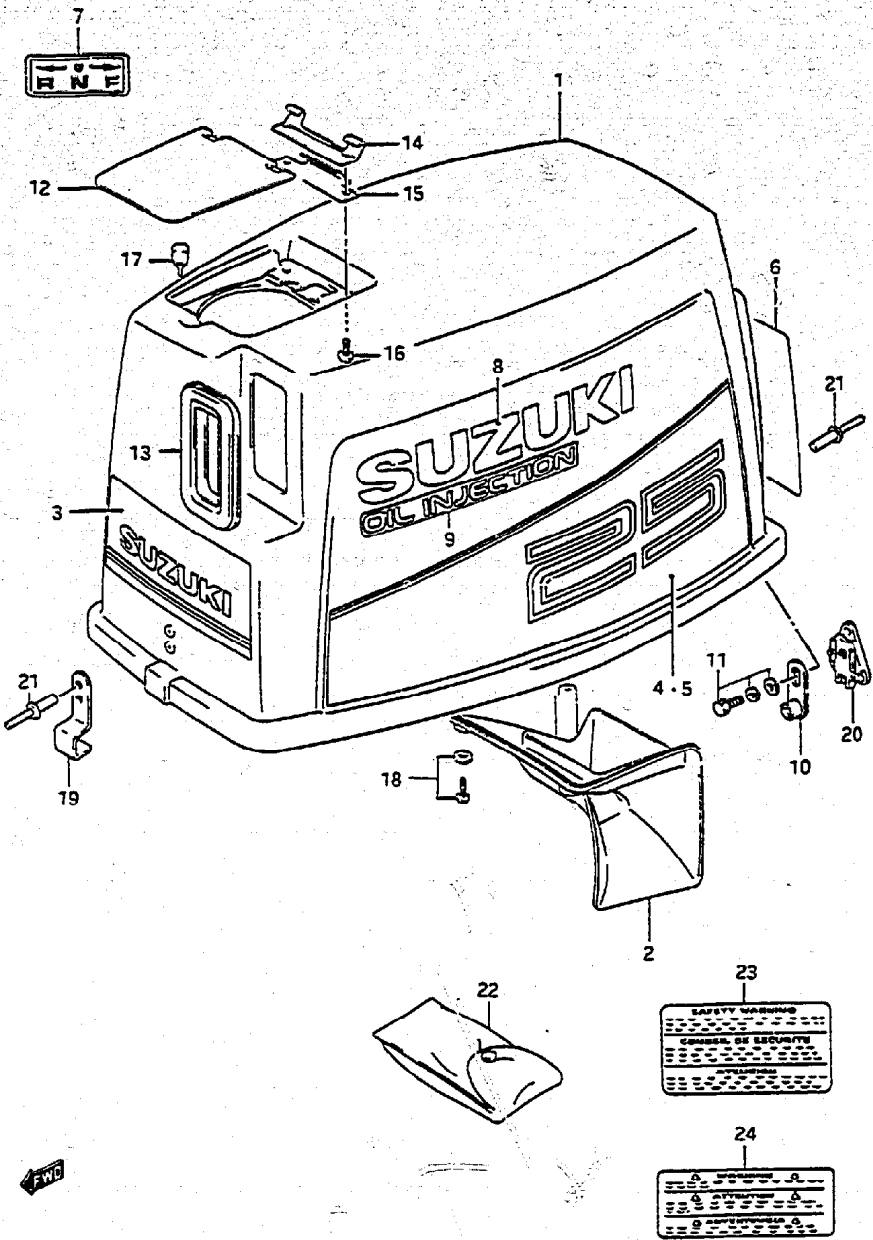
FIG. 25 (F-) ENGINE COVER (MODEL:89-93/DY30C)

REF.NO.	PART NO.	DESCRIPTION	Q'TY	REMARKS
1	61410-95821-0ED	COVER SET, ENGINE	1	
2	61433-95D00	.COVER, AIR INTAKE INNER	1	
3	61422-95D10-70G	.MARK, EMBLEM FRONT	1	
4	61443-95D40-70G	.DECAL, STBD	1	
5	61453-95D40-70G	.DECAL, PORT	1	
6	61435-95D40-70G	.MARK, EMBLEM REAR	1	
7	21131-96003	.MARK, CLUTCH SHIFT	1	
8	61441-95580-764	.MARK, SUZUKI	2	
9	61442-94600-764	.MARK, OIL INJECTION	2	
10	61610-94420	.FASTENER	1	
11	01550-06127	.BOLT (6X12)	1	
12	61481-95D01-0ED	.LID, OIL TANK FILLER	1	
13-1	61622-94400	.RUBBER, RECOIL STARTER SEAL	1	MODEL:89-90
13-2	61622-95500	.RUBBER, RECOIL STARTER SEAL	1	MODEL:91-93
14	61482-95D00	.HINGE, OIL FILLER LID	1	
15	61485-94400	.SPRING, OIL FILLER LID	1	
16	09125-05028	.SCREW	2	
17	09321-05019	.CUSHION	2	
18	03242-04123	.SCREW	4	
19	61412-95000	.HOOK, ENGINE COVER	1	
20	09229-04029	.RIVET	5	
21	61621-96303	.BRACKET, FASTENER	1	
22	09800-01001	TOOL SET	1	
23	61581-9861C	MARK, SAFETY WARNING	1	
24	61582-98100	MARK, WARNING	1	

COLOR : 0ED (GRAY)
 70G (764)(019)
 764 (GOLD)
 019 (BLACK)

DT25C/30C E3

FIG.26



REF.NO.	PART NO.	DESCRIPTION	Q'TY	REMARKS
1	61410-95810-0ED	COVER SET, ENGINE	1	
2	61433-95D00	.COVER, AIR INTAKE INNER	1	
3	61422-95D10-70G	.MARK, EMBLEM, FRONT	1	
4	61443-95D30-70G	.DECAL, STBD	1	
5	61453-95D30-70G	.DECAL, PORT	1	
6	61435-95D30-70G	.EMBLEM, REAR	1	
7	21131-96003	.MARK, CLUTCH SHIFT	1	
8	61441-95560-764	.EMBLEM, SUZUKI	2	
9	61442-94600-764	.MARK, OIL INJECTION	2	
10	61610-94420	.FASTENER	1	
11	01550-06127	.BOLT (6X12)	1	
12	61481-95D01-0ED	.LID, OIL TANK FILLER	1	
13-1	61622-94400	.RUBBER, RECOIL STARTER SEAL	1	MODEL:88-90
13-2	61622-95500	.RUBBER, RECOIL STARTER SEAL	1	MODEL:91-93
14	61482-95D00	.HINGE, OIL FILLER LID	1	
15	61485-94400	.SPRING, OIL FILLER LID	1	
16	09125-05028	.SCREW	2	
17	09321-05019	.CUSHION	2	
18	03242-04123	.SCREW	4	
19	61412-95D00	.HOOK, ENGINE COVER	1	
20	61621-96303	.BRACKET, FASTENER	1	
21	09229-04029	.RIVET	5	
22	09800-01001	TOOL SET	1	
23	61581-98610	MARK, SAFETY WARNING	1	
24	61582-98100	MARK, WARNING	1	

COLOR : OED (GRAY)
 70G (764)(019)
 764 (GOLD)
 019 (BLACK)

FIG. 27

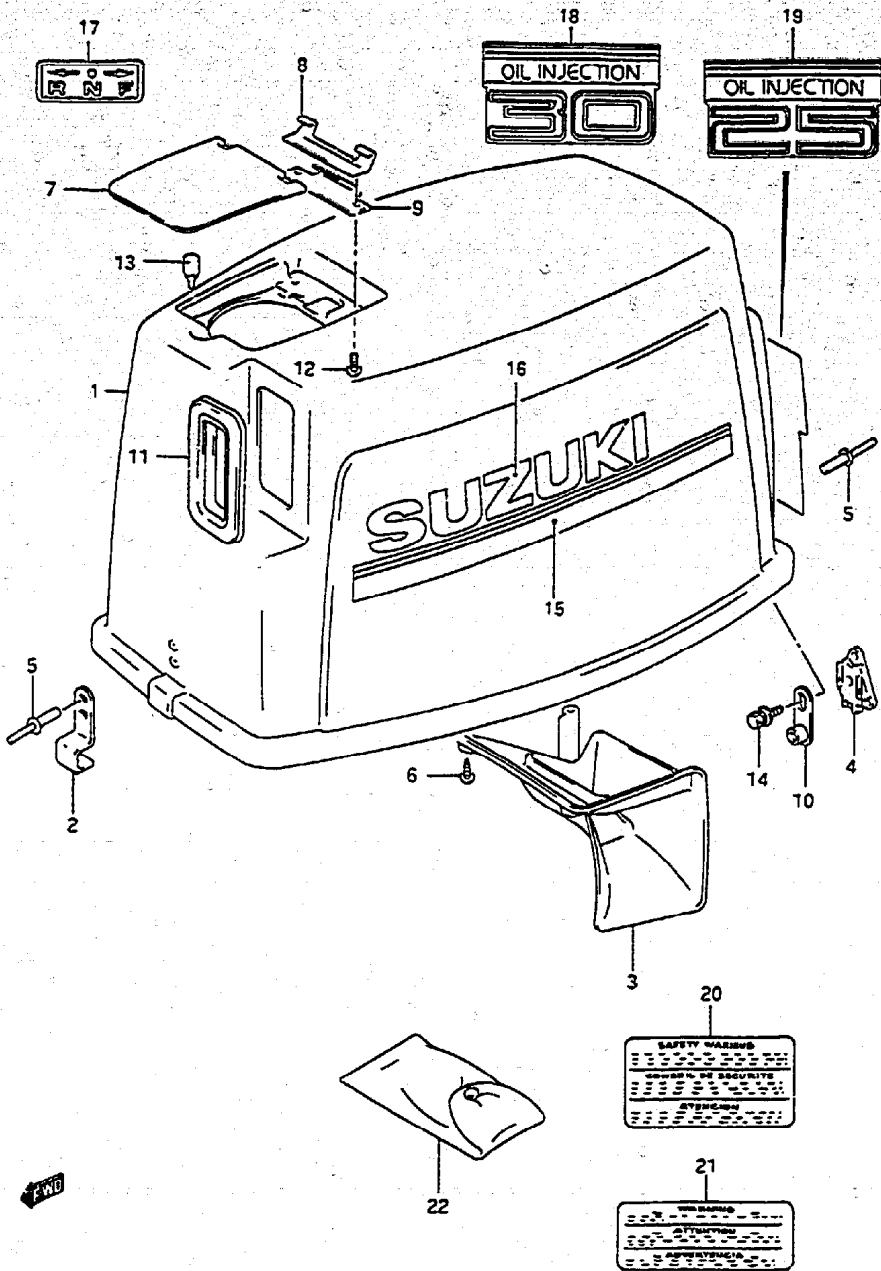


FIG. 27 (F- 6) ENGINE COVER (MODEL:94~97/DT25C,30C)

REF.NO.	PART NO.	DESCRIPTION	QTY	REMARKS
1	61420-95844-OED	COVER SET, ENGINE	1	
2	61412-95D00	.HOOK, ENGINE COVER	1	
3	61433-95D00	.COVER, AIR INTAKE INNER	1	
4	61621-96303	.BRACKET, FASTENER	1	
5	09229-04029	.RIVET	5	
6	03242-04123	.SCREW	4	
7	61481-95D01-OED	.LID, OIL TANK FILLER	1	
8	61482-95D00	.HINGE, OIL FILLER LID	1	
9	61485-94400	.SPRING, OIL FILLER LID	1	
10	61610-94420	.FASTENER	1	
11	61622-95500	.SEAL, RECOIL STARTER RUBBER	1	
12	09125-05046	.SCREW, OIL TANK FILLER LID	2	
13	09321-05019	.CUSHION	2	
14	02162-06127	.BOLT	1	
15	61440-91D00	.STRIPE SET	1	
16	68181-33C20-1RR	.MARK, SUZUKI	2	
17	21131-96003	.MARK, CLUTCH SHIFT	1	
18	61435-95D61	MARK, EMBLEM REAR	1	DT30C
19	61435-95D51	MARK, EMBLEM REAR	1	DT25C
20	61581-98610	MARK, SAFETY WARNING	1	
21	61582-98100	MARK, WARNING	1	
22	09800-01001	TOOL SET	1	

COLOR : OED (GRAY)
1RR (GOLD)

DT25C/30C E3

FIG. 28

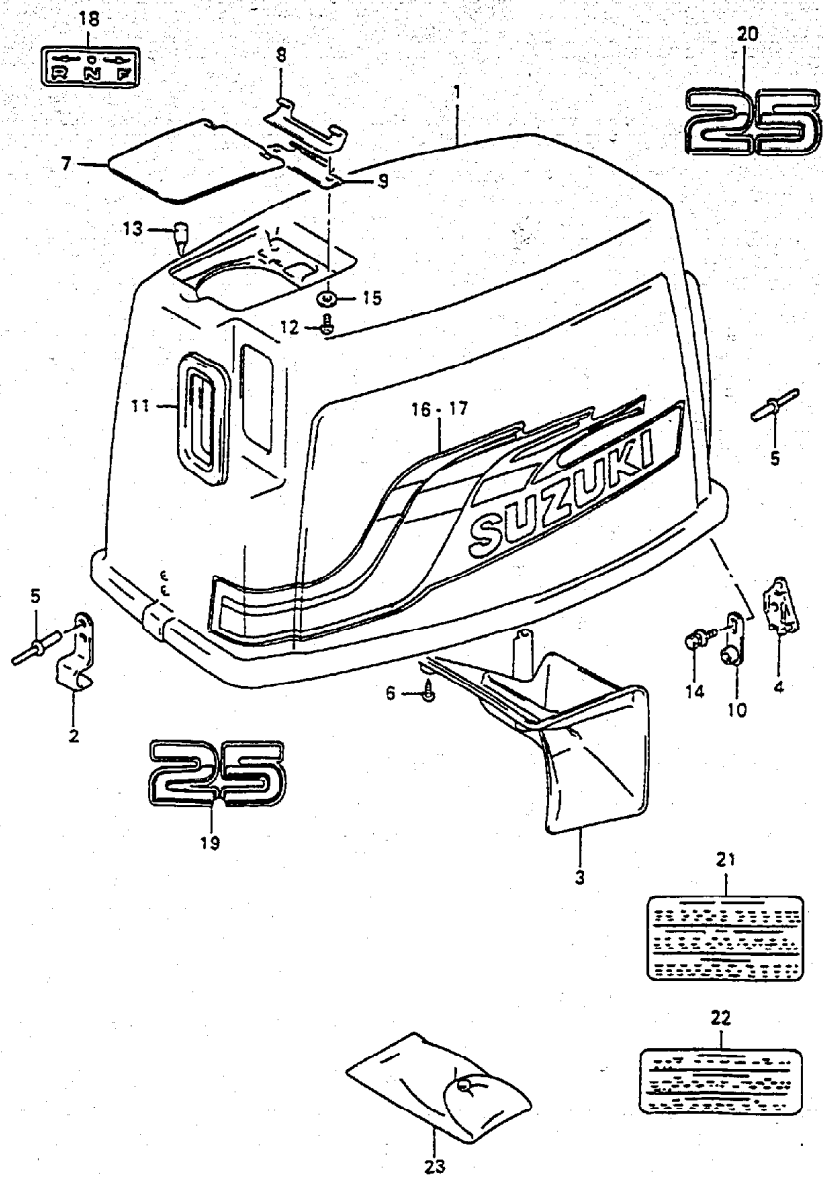
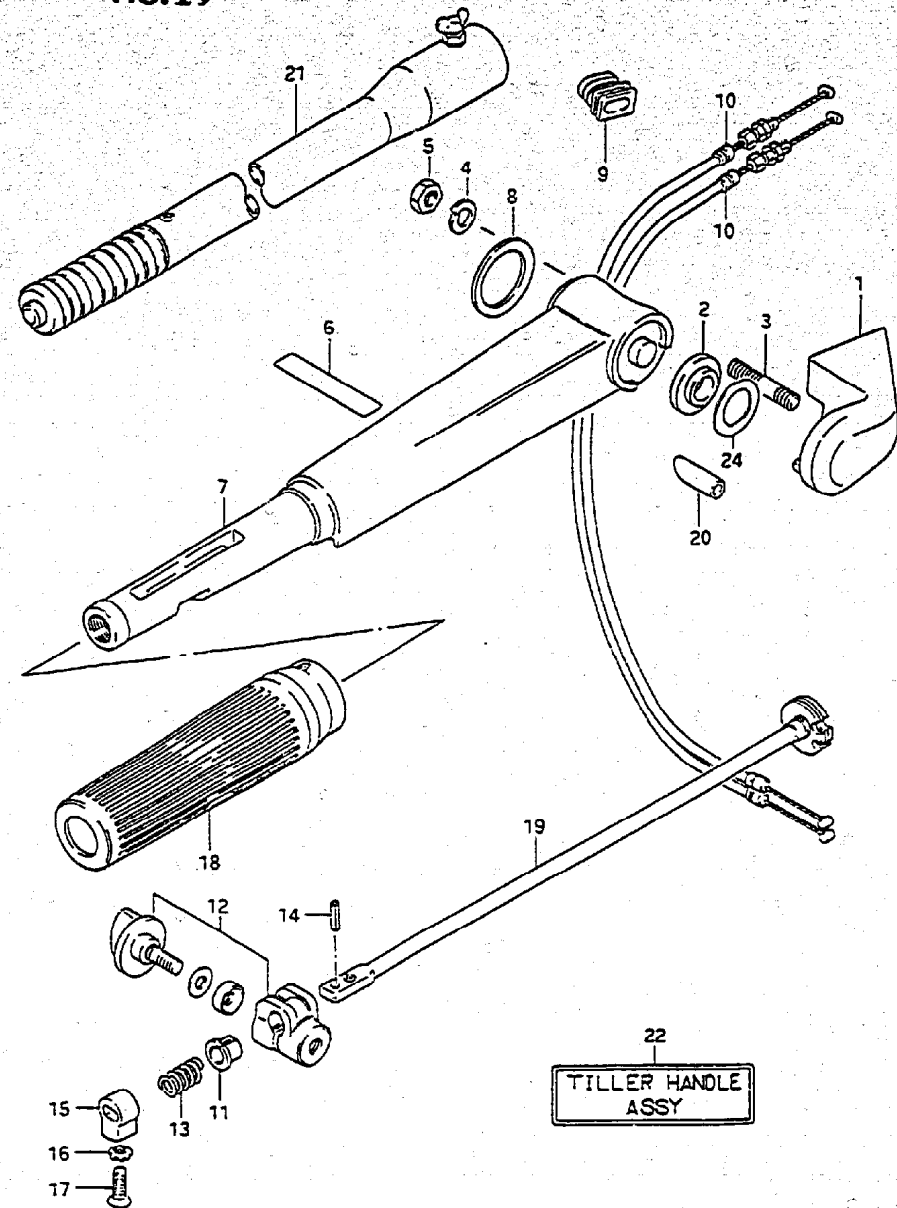


FIG. 28 (F- 7) ENGINE COVER (MODEL:98,99/DT25C)

REF.NO.	PART NO.	DESCRIPTION	Q'TY	REMARKS
1	61420-95860-OED	COVER SET, ENGINE (GRAY)	1	
2	61412-95D00	.HOOK, ENGINE COVER	1	
3	61433-95D00	.COVER, AIR INTAKE INNER	1	
4	61621-96303	.BRACKET, FASTENER	1	
5	09229-04029	.RIVET	5	
6	03242-04123	.SCREW	4	
7	61481-95D01-OED	.LID, OIL TANK FILLER (GRAY)	1	
8	61482-95D00	.HINGE, OIL FILLER LID	1	
9	61485-94400	.SPRING, OIL FILLER LID	1	
10	61610-94420	.FASTENER	1	
11	61622-95500	.SEAL, RECOIL STARTER RUBBER	1	
12	09125-05046	.SCREW, OIL TANK FILLER LID	2	
13	09321-05019	.CUSHION	2	
14	02162-06127	.BOLT	1	
15	09160-05024	.WASHER	2	
16	61443-95D50	.STRIPE, STBD	1	
17	61453-95D50	.STRIPE, PORT	1	
18	21131-96003	.MARK, CLUTCH SHIFT	1	
19	61422-95D30	MARK, EMBLEM FRONT	1	
20	61435-95D80	MARK, EMBLEM REAR	1	
21	61581-98610	MARK, SAFETY WARNING	1	
22	61582-98100	MARK, WARNING	1	
23	09800-01001	TOOL SET	1	

DT25C/30C E3

FIG. 29



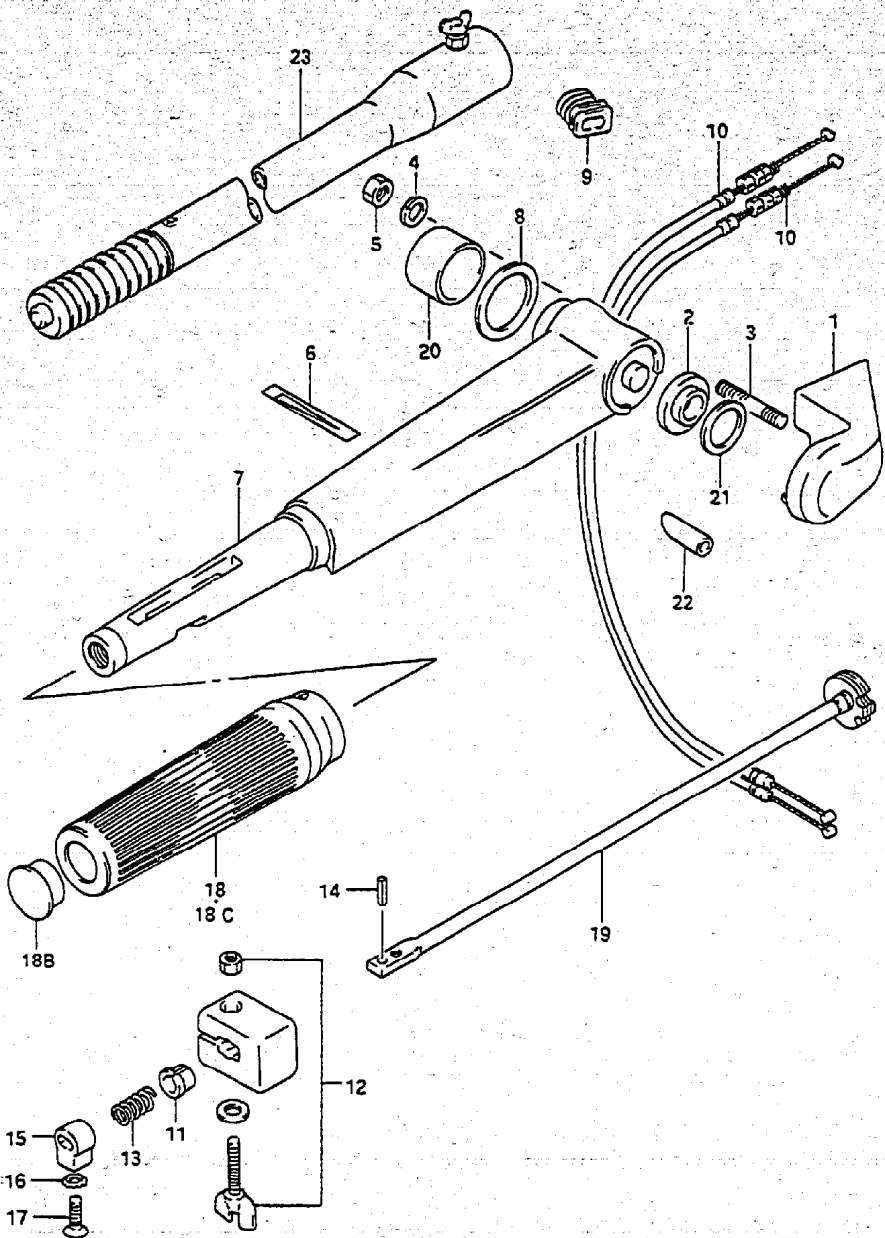
REF.NO.	PART NO.	DESCRIPTION	QTY	REMARKS
1	63121-96302-OED	COVER, TILLER HANDLE	1	
2	63114-94300	SPACER, HANDLE COVER	1	
3	09108-08147	STUD BOLT	2	
4	09162-08007	LOCK WASHER	2	
5	09140-08016	NUT	2	
6	63215-93110	MARK, HANDLE GRIP	1	
7	63111-96313-OED	HANDLE, TILLER	1	
8	63115-96310	SPACER	1	
9	63625-94430	GROMMET, THROTTLE CABLE	1	
10	63610-95D02	CABLE, THROTTLE	2	
11	63225-93200	BUSH, HANDLE ROD	1	
12	63240-96300	ADJUSTER SET, HANDLE GRIP	1	
13	09440-12027	SPRING	1	
14	63227-93200	PIN, HANDLE ROD	1	L:14
15	63223-92D00	STOPPER, HANDLE ROD	1	
16	09163-06001	LOCK WASHER	1	
17	09126-06006	SCREW	1	
18	63210-93E00	GRIP, HANDLE	1	
19	63220-96301	ROD, HANDLE	1	
20	63117-96300	COVER, STOP SWITCH WIRE	1	
21	63300-93900	BAR ASSY, EXTENSION	1	OPT
22	63001-95D03-OED	HANDLE ASSY, TILLER	1	DT30RC OPT, NOT SHOWN
24-1	63118-94300	SHIM (0.3)	1	MODEL:90-92
24-2	63118-94310	SHIM (0.5)	1	OPT, MODEL:90-92

COLOR : OED (GRAY)

REFER TO FIG.30 (F-9) FOR MODEL:93-99

DT25C/30C E3

FIG.30



REF.NO.	PART NO.	DESCRIPTION	Q'TY	REMARKS
1-1	63121-96320-OED	COVER, TILLER HANDLE	1	
1-2	63121-96400-OED	COVER, TILLER HANDLE	1	MODEL:95-99
2	65114-94300	SPACER, HANDLE COVER	1	
3-1	09108-08147	STUD BOLT (8X61)	2	
3-2	09108-08219	STUD BOLT (8X59)	2	MODEL:98,99
4	09162-08007	LOCK WASHER	2	
5	09140-08016	NUT	2	
6	63215-93110	MARK, HANDLE GRIP	1	
7	63111-96321-OED	HANDLE, TILLER	1	
8	63115-96310	SPACER	1	
9-1	63625-94430	GROMMET, THROTTLE CABLE	1	
9-2	63625-96300	GROMMET, THROTTLE CABLE	1	MODEL:98,99
10	63610-95D02	CABLE, THROTTLE	2	
11	63225-93200	BUSH, HANDLE ROD	1	
12	63240-97E00	ADJUSTER SET, HANDLE GRIP	1	
13	09440-12027	SPRING	1	
14	63227-93200	PIN, HANDLE ROD	1	L:14
15	63223-92D00	STOPPER, HANDLE ROD	1	
16	09163-06001	LOCK WASHER	1	
17	09126-06015	SCREW	1	
18	63210-93E00	GRIP, HANDLE	1	
18B	63213-94400	.CAP, STOP SW	1	
18C	63210-93E30	GRIP, HANDLE	1	MODEL:98,99
19	63220-96301	ROD, HANDLE	1	
20	63116-96301	BUSH, TILLER HANDLE	1	
21-1	63118-94300	SHIM (0.3)	1	
21-2	63118-94310	SHIM (0.5)	1	OPT
22	63117-96301	COVER, STOP SW WIRE	1	MANUAL STARTER ~MODEL:93
23-1	63300-93900	BAR ASSY, EXTENSION	1	OPT
23-2	63300-93E00	BAR ASSY, EXTENSION	1	OPT MODEL:96-99

COLOR : OED (GRAY)

FIG.31

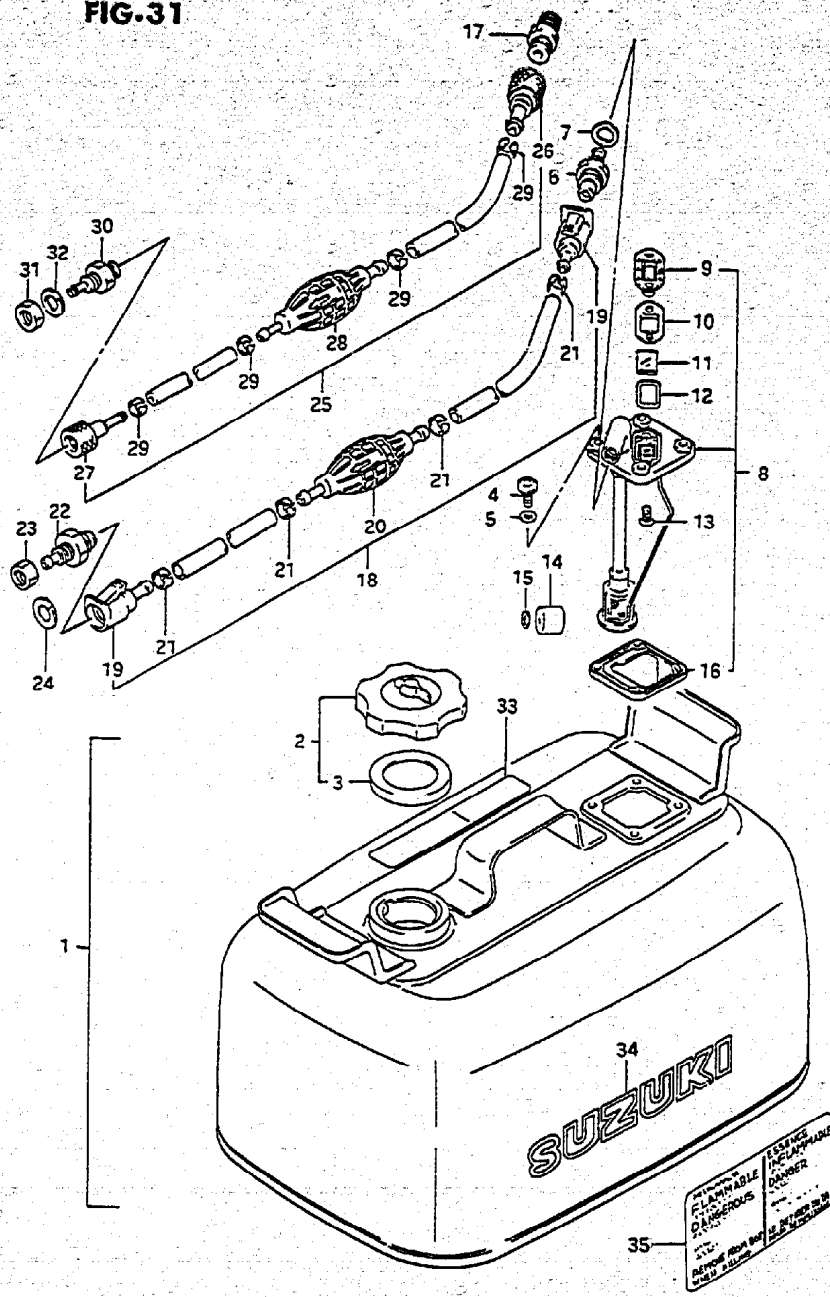


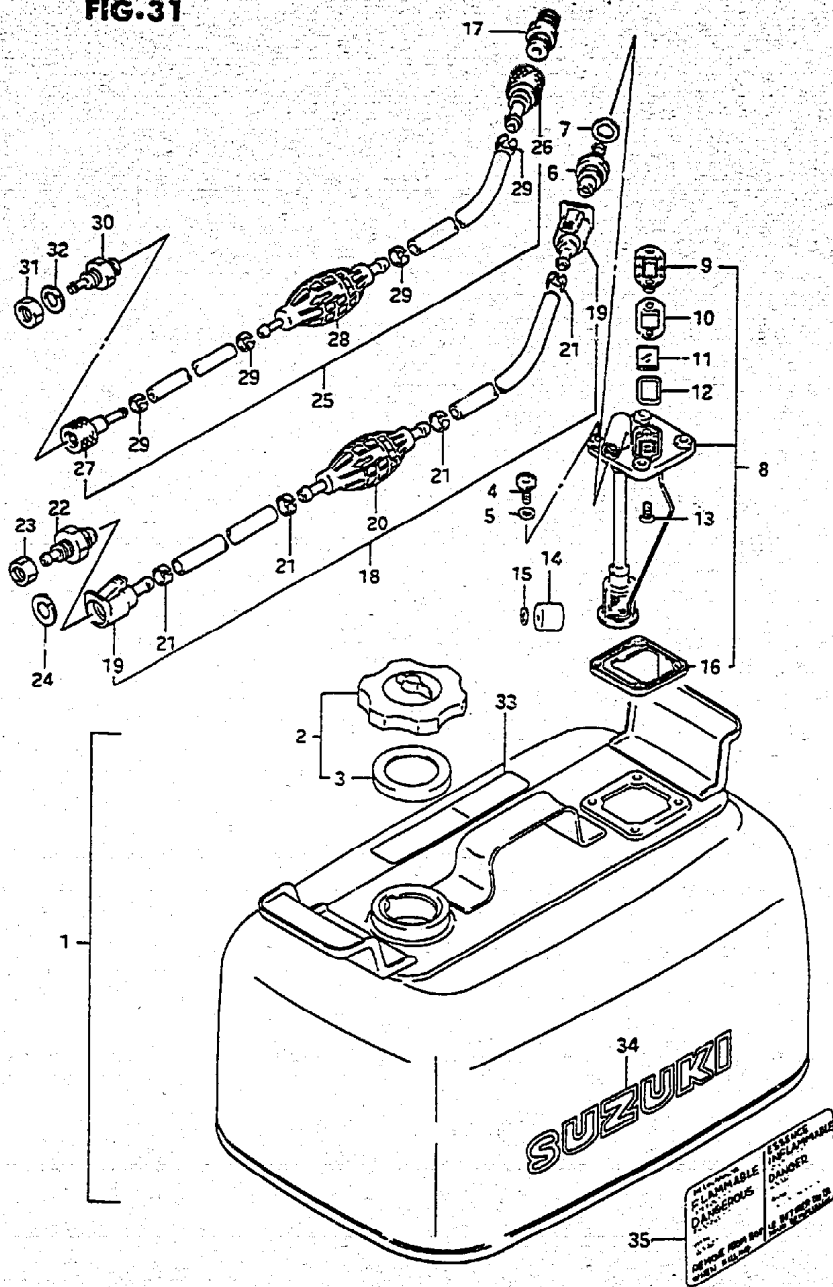
FIG.31 (F-10) FUEL TANK

REF.NO.	PART NO.	DESCRIPTION	Q'TY	REMARKS
1	65800-92823	TANK SET, FUEL (24L)	1	6.3 U.S GAL/5.3 IMP GAL
2	65510-92D00	.CAP ASSY, SEPARATE TANK	1	
3	65561-92D00	.GASKET, TANK CAP	1	
4	02142-06167	.SCREW	4	
5	09168-06026	.WASHER	4	
6-1	65720-94411	.CONNECTOR, FUEL	1	PLASTIC
6-2	65740-95500	.CONNECTOR, FUEL	1	
7	09168-12015	.GASKET, CONNECTOR	1	
8	65850-92D01	.GAUGE ASSY, FUEL	1	
9	65855-92D10	.COVER, GAUGE	1	
10	65854-92D20	.GASKET	1	
11	65853-92D00	.LENS	1	
12	65854-92D30	.GASKET, LENS	1	
13	03221-04083	.SCREW	2	
14	65864-92D00	.FLOAT	1	
15	65866-92D00	.PUSH, NUT	1	
16	65871-92D00	.GASKET, FUEL	1	
17	65740-95500	.CONNECTOR, FUEL	1	DT30C:231738~ DT25C:231544~
18	65700-87D16	HOSE, FUEL	1	
19	65750-94404	.CONNECTOR, FUEL	2	
20	65770-95504	.PUMP, SQUEEZE	1	
21	65781-98500	.CLIP	4	
22	65720-94401	CONNECTOR, FUEL	1	
23	08310-00107	NUT	1	
24	08321-01107	LOCK WASHER	1	
25	65700-87D17	HOSE, FUEL	1	DT30C:231738~ DT25C:231544~
26	65750-95500	.SOCKET, FUEL HOSE (IN)	1	DT30C:231738~ DT25C:231544~
27	65750-98505	.SOCKET, FUEL HOSE (OUT)	1	DT30C:231738~ DT25C:231544~

REFER TO FIG.32 (F-12) FOR PLASTIC/25L

DT25C/30C E3

FIG. 31

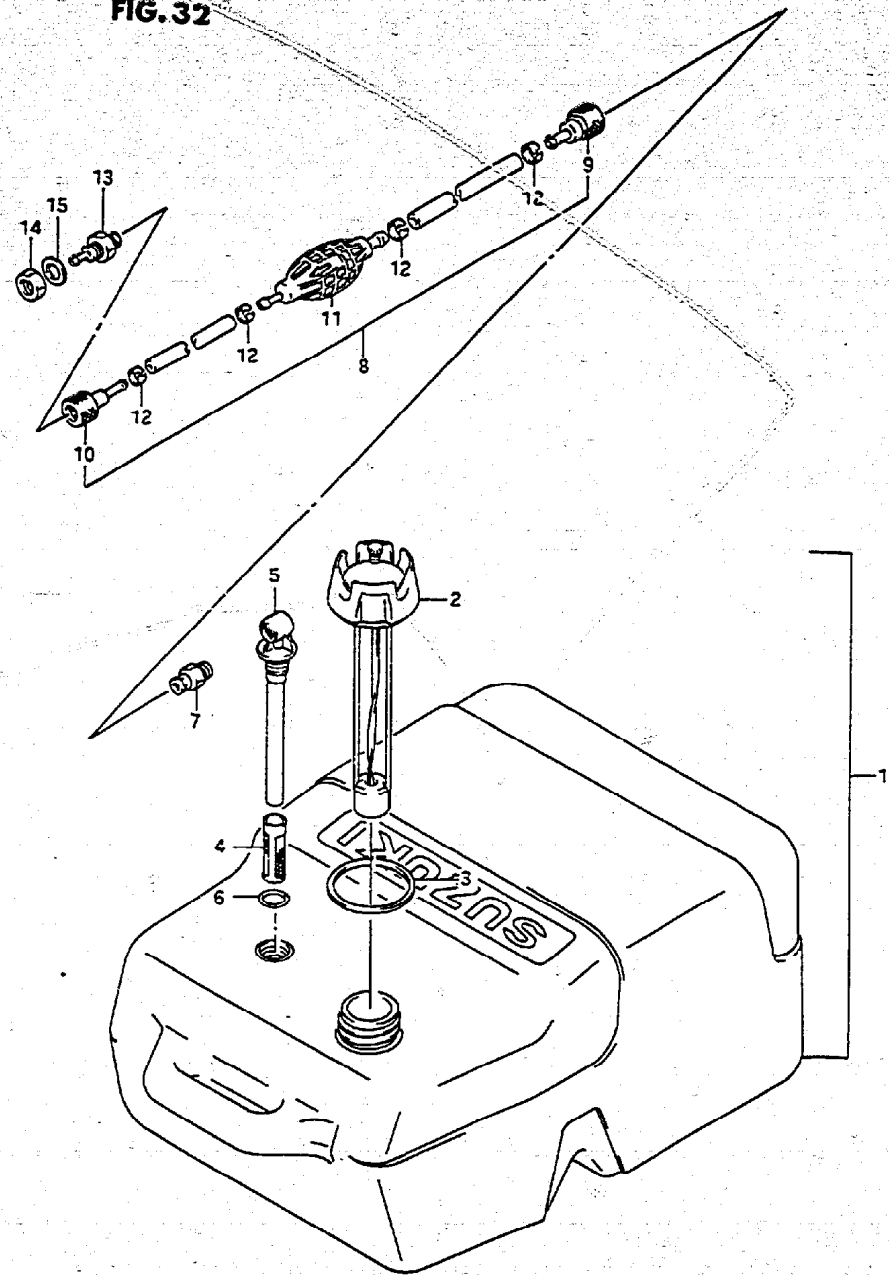


REF. NO.	PART NO.	DESCRIPTION	QTY	REMARKS
28	65770-95540	.PUMP, SQUEEZE	1	DT30C:231738~ DT25C:231544~
29	65781-98500	.CLIP	4	DT30C:231738~ DT25C:231544~
30	65720-98520	PLUG, FUEL CONNECTOR	1	DT30C:231738~ DT25C:231544~
31-1	08310-00107	NUT	1	DT30C:231738~ DT25C:231544~
31-2	09140-10032	NUT	1	MODEL:94~99
32	08321-01107	LOCK WASHER	1	
33	65317-95260	MARK, FUEL CAPACITY	1	
34	61441-98500	MARK, ORNAMENT	1	
35-1	65316-93304	MARK, FUEL CAUTION	1	MODEL:88~90
35-2	65316-93331	MARK, FUEL CAUTION	1	MODEL:91~99

DT25C/30C E3

FIG. 32 (F-12) FUEL TANK (PLASTIC, 25L)

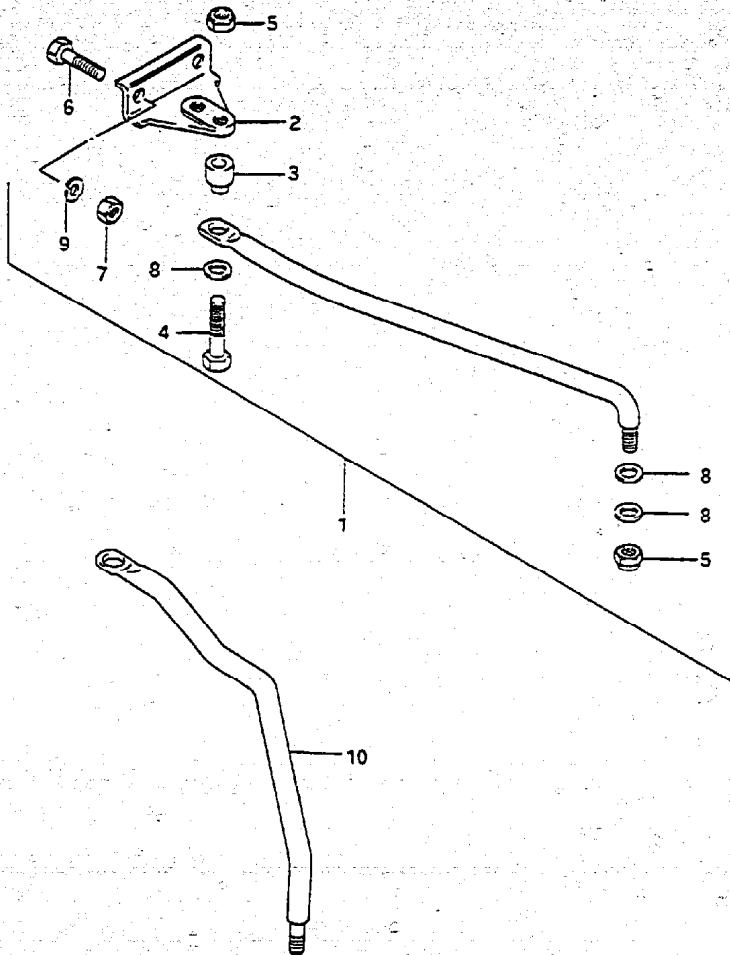
FIG. 32



REF. NO.	PART NO.	DESCRIPTION	Q'TY	REMARKS
1	65000-95D01	TANK ASSY, FUEL (25L)	1	
2	65520-95D00	.CAP ASSY, FUEL TANK	1	
3	65561-95D00	.GASKET, TANK CAP	1	
4	65831-95D00	.FILTER, OUTLET	1	
5	65890-95D00	.OUTLET	1	
6	65892-95D00	.O RING	1	
7	65740-95D01	.PLUG, FUEL CONNECTOR	1	
8	65700-87D17	HOSE, FUEL	1	
9	65750-95500	.SOCKET, FUEL HOSE (IN)	1	
10	65750-98505	.SOCKET, FUEL HOSE (OUT)	1	
11	65770-95540	.PUMP, SQUEEZE	1	
12	65781-98500	.CLIP	4	
13	65720-98520	PLUG, FUEL CONNECTOR	1	
14	09140-10032	NUT	1	
15	08321-01107	LOCK WASHER	1	

FIG. 33

FIG. 33 (F-13) DRAG LINK



REF.NO.	PART NO.	DESCRIPTION	Q'TY	REMARKS
1	67701-94403	DRAG LINK ASSY	1	
2	43755-96310	.ATTACHMENT, STEERING BRKT	1	
3	67721-94300	.SPACER	1	
4	67725-94501	.BOLT	1	
5	67726-94500	.NUT	2	
6	09100-08224	.BOLT (8X35)	2	
7	09140-08016	.NUT	2	
8	67728-94501	.WASHER	3	
9	09162-08007	.LOCK WASHER	2	
10	67711-97E50	LINK, DRAG	1	OPT LEFT ENTRY

DT25C/30C E3

FIG. 34

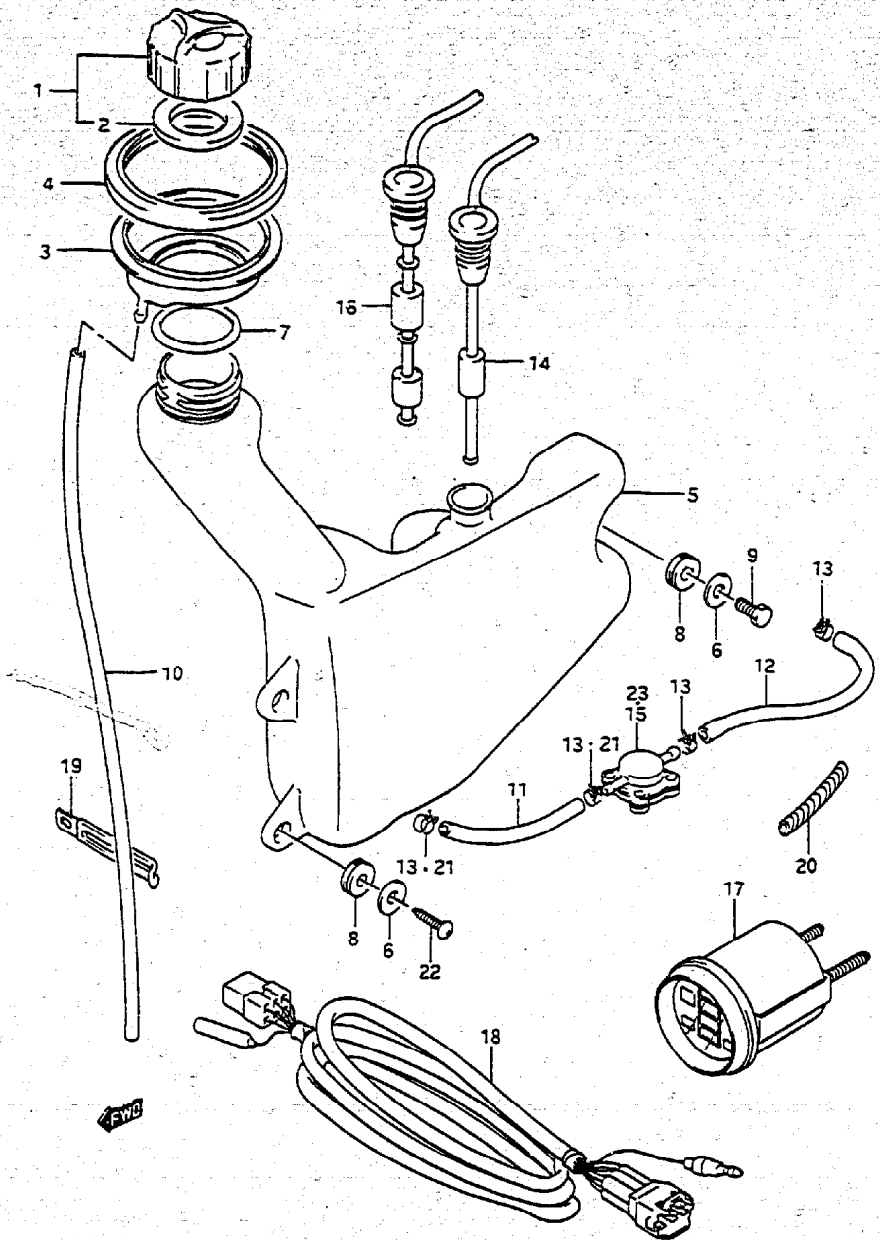


FIG. 34 (F-14) OIL TANK

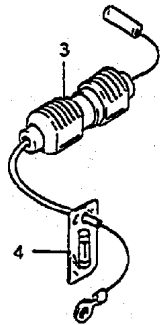
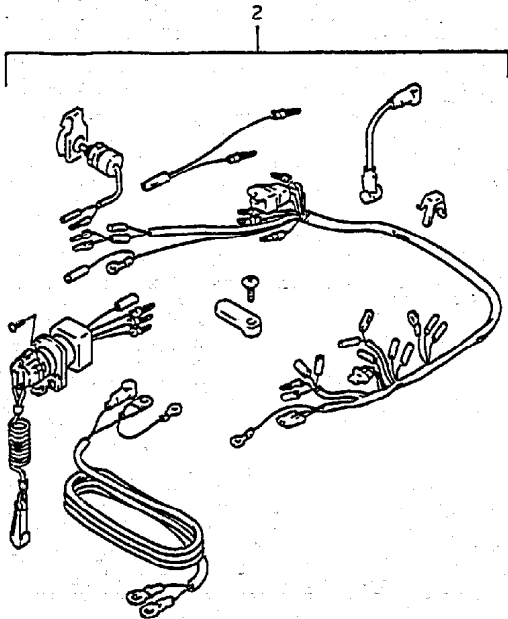
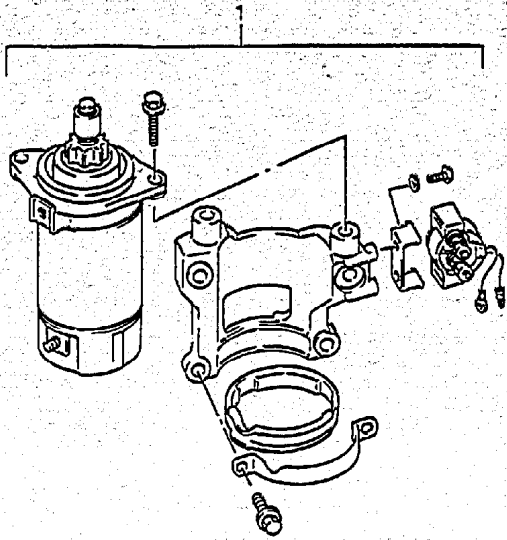
QTY

REF. NO.	PART NO.	DESCRIPTION	QTY	REMARKS
1	69200-94510	CAP ASSY, OIL TANK FILLER	1	
2	69241-94500	GASKET, OIL TANK FILLER CAP	1	
3	69355-95002	GUTTER, OIL TANK	1	
4	69357-95011	SEAL, OIL TANK GUTTER	1	
5	69110-95001	TANK, OIL	1	
6	09160-06054	WASHER	2	
7	09280-40008	O RING	1	
8	09320-12027	CUSHION	3	
9	09136-06134	BOLT	1	
10	09352-50903-600	HOSE	1	L:600-540
11-1	09351-50803-600	HOSE (TANK TO SENSOR)	1	L:600-50,MODEL:88-90
11-2	09352-50903-600	HOSE (TANK TO SENSOR)	1	L:600-50,MODEL:91-99
12	16921-95000	HOSE (SENSOR TO PUMP)	1	
13-1	09401-07403	CLIP	4	MODEL:88-90
13-2	09401-07403	CLIP	2	MODEL:91-99
14	34860-94402	SENSOR ASSY, OIL LEVEL	1	
15	16250-94710	SENSOR, OIL	1	-MODEL:94
16	34860-94431	SENSOR ASSY, OIL LEVEL	1	OPT
17-1	34701-92X50	INDICATOR ASSY, OIL LEVEL	1	OPT
17-2	34700-92E11	GAUGE ASSY, MONITORING	1	OPT:MODEL:93-99
18-1	36660-94610	WIRING, INDICATOR EXT	1	OPT,L:6500
18-2	36660-94690	WIRING, INDICATOR EXT	1	OPT,L:2000
18-3	36660-95610	WIRE, MONITOR GAUGE EXT	1	OPT:L:7200 MODEL:93-99
18-4	36660-92E90	WIRE, MONITOR GAUGE EXT	1	OPT:L:1700 MODEL:93-99
19	09404-06432	CLAMP	1	
20	16911-92E20	PROTECTOR, OIL HOSE	1	L:540-210
21	09401-C8411	CLIP	2	MODEL:91-99
22	03511-06163	SCREW	2	
23	16810-95000	FILTER, OIL	1	MODEL:95-99

DT25C/30C E3

FIG.35 (G-2) OPTIONAL : ELECTRICAL (FOR MANUAL STARTER 1)

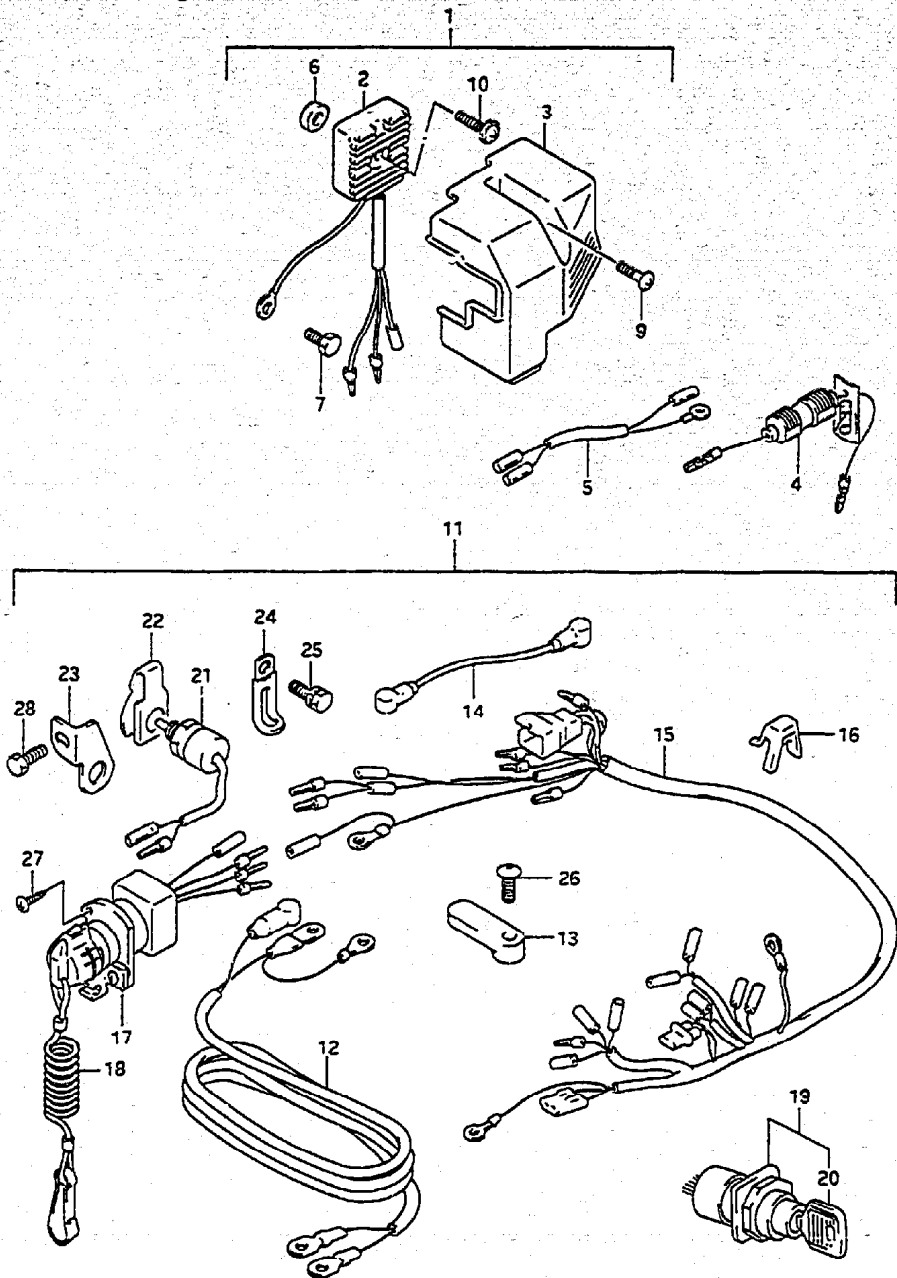
FIG.35



REF.NO.	PART NO.	DESCRIPTION	QTY	REMARKS
1	31101-95D20	MOTOR SET, STARTER	1	
2	33800-95D01	SWITCH, STARTER/CABLE SET	1	MODEL:88-90
3	36740-93901	CASE ASSY, FUSE	1	
4	09481-20001	.FUSE	1	

DT25C/30C E3

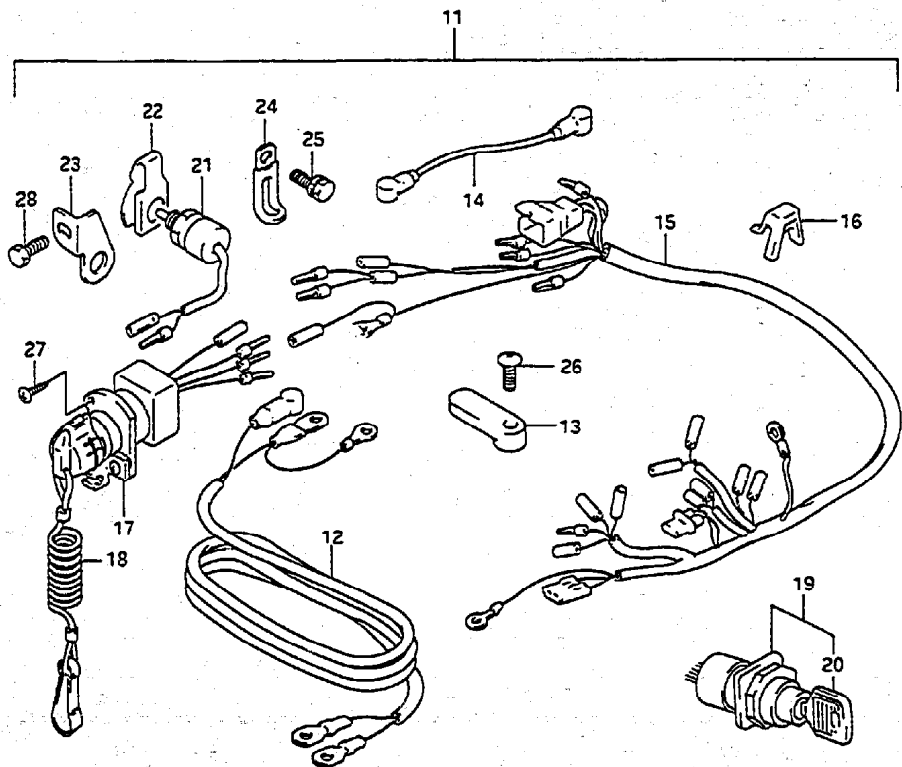
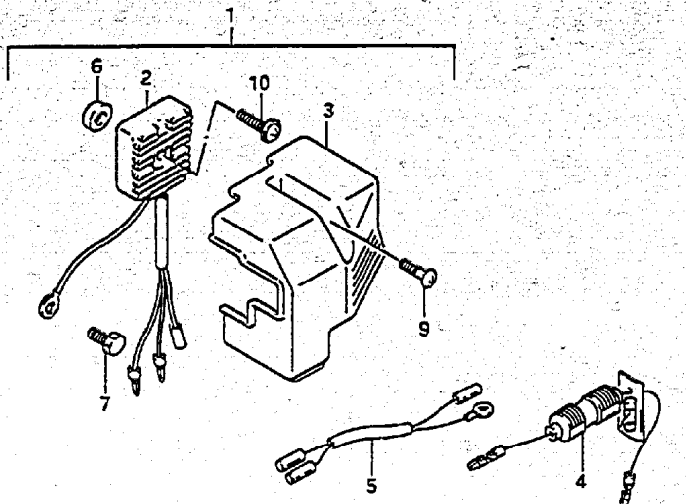
FIG.36



REF.NO.	PART NO.	DESCRIPTION	Q'TY	REMARKS
1-1	32801-95D12	RECTIFIER SET	1	MODEL:91~93
1-2	32801-95D00	RECTIFIER SET	1	-MODEL:90 MODEL:94~99
2-1	32800-95D10	RECTIFIER & REGULATOR ASSY	1	MODEL:91~93
2-2	32800-95D01	RECTIFIER & REGULATOR ASSY	1	-MODEL:90 MODEL:94~99
3	32825-95D00	COVER, RECTIFIER & RELAY	1	
4	36740-95253	CASE ASSY, FUSE	1	
5	36895-95D00	LEAD, RECTIFIER EXT	1	
6	09190-06232	SPACER	1	-MODEL:93
7	02162-06127	BOLT	1	
9	09125-05115	SCREW, RECT & RELAY COVER	2	
10	02142-05257	SCREW, RECT & REGULATOR	1	
11-1	33800-95D21	CABLE & SWITCH SET	1	MODEL:88~92
11-2	33800-95D33	CABLE & SWITCH SET	1	MODEL:93~99
12	33810-95D02	CABLE, STARTING MOTOR	1	MODEL:88~99
13	33815-87D00	STOPPER, CABLE	1	MODEL:88~99
14	33820-95D01	CABLE, STARTING MOTOR SUB	1	MODEL:88~99
15-1	36610-95D32	HARNESS ASSY, WIRING	1	MODEL:88~92
15-2	36610-95D00	HARNESS ASSY, WIRING	1	MODEL:93~99
16	36641-94710	STOPPER, CABLE	1	MODEL:88~99
17	37110-95D03	SWITCH ASSY, IGNITION	1	MODEL:88~92
18-1	37141-95D10	..KEY (101)	1	MODEL:88~92
18-2	37141-95D50	..KEY (105)	1	MODEL:88~92
19-1	37110-95D10	SWITCH ASSY, IGNITION	1	MODEL:93~96
19-2	37110-95D11	SWITCH ASSY, IGNITION	1	MODEL:97~99
20-1	37141-92E00	..KEY (11)	1	MODEL:93~99
20-2	37141-92E10	..KEY (12)	1	MODEL:93~99
20-3	37141-92E20	..KEY (13)	1	MODEL:93~99
20-4	37141-92E30	..KEY (14)	1	MODEL:93~99
20-5	37141-92E40	..KEY (15)	1	MODEL:93~99
20-6	37141-92E50	..KEY (16)	1	MODEL:93~99

DT25C/30C E3

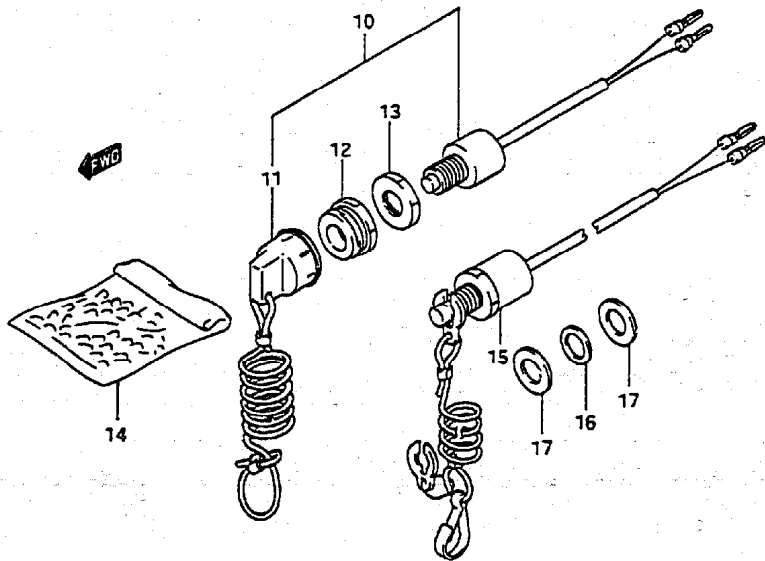
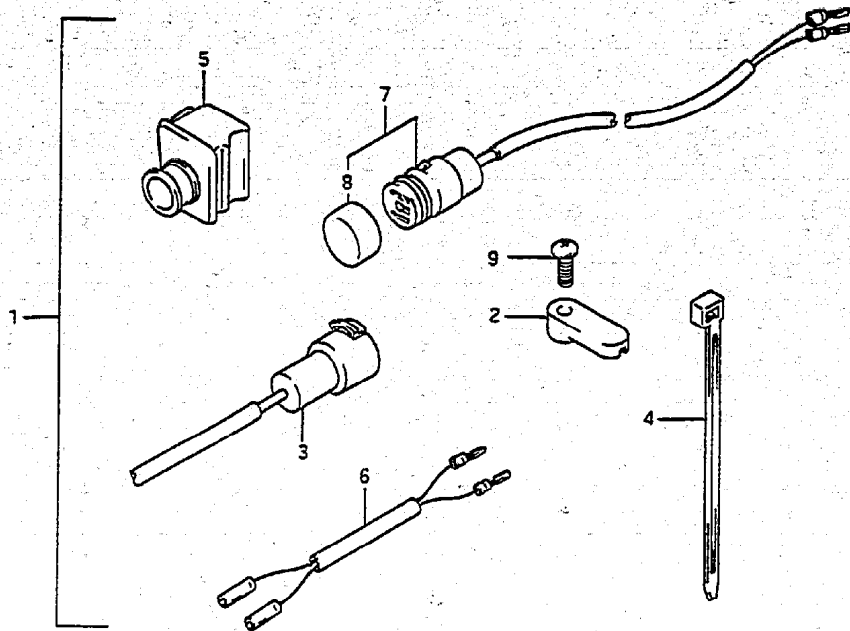
FIG.36



REF. NO.	PART NO.	DESCRIPTION	Q'TY	REMARKS
21	37721-94403	.SWITCH ASSY, NEUTRAL	1	
22	37725-95300	.ACTUATOR, NEUTRAL SW	1	MODEL:88~99
23	37726-95D02	.BRACKET, NEUTRAL SW	1	MODEL:88~99
24	09404-08206	.CLAMP	1	MODEL:88~99
25	01580-06167	.BOLT	1	
26	02142-06257	.SCREW	1	
27	03242-04123	.SCREW	3	MODEL:88~92
28	02162-06167	.BOLT	1	

DT25C/30C E3

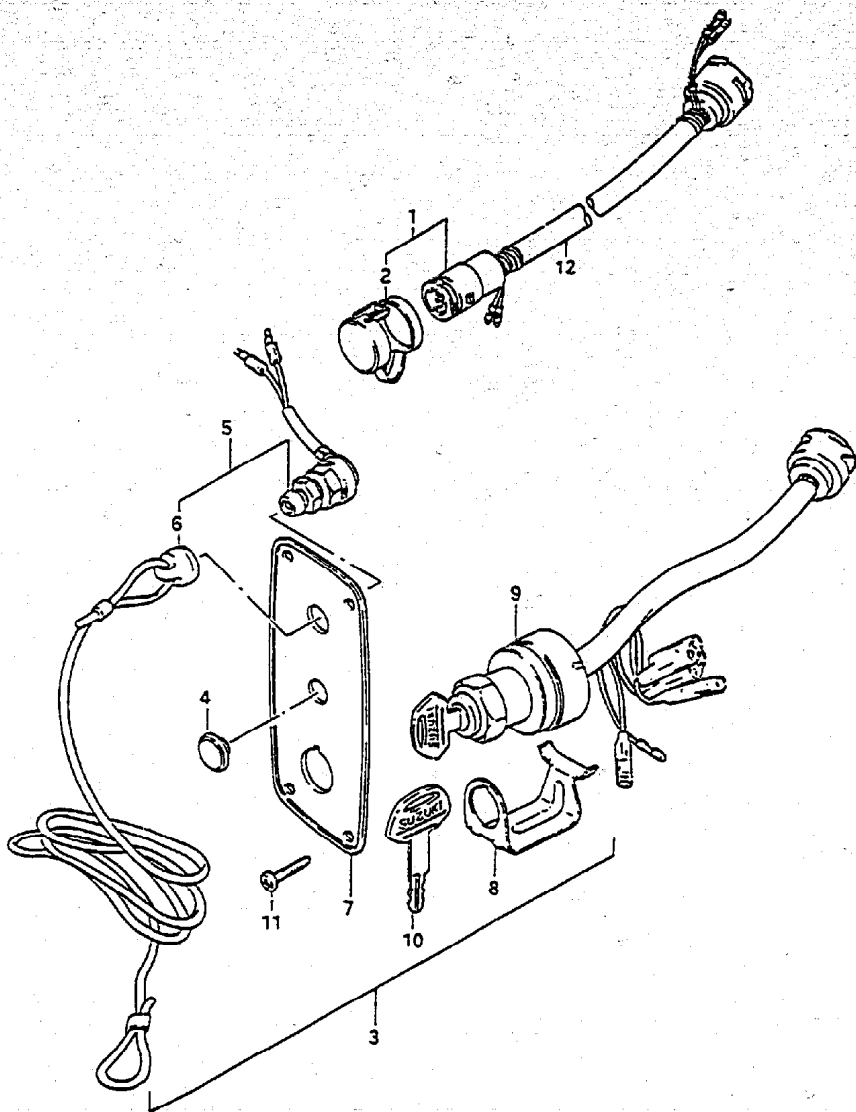
FIG.37



REF.NO.	PART NO.	DESCRIPTION	Q'TY	REMARKS
1	39600-95D11	CONCENT SET	1	
2	33815-87D00	.STOPPER, RECEPTACLE	1	
3	39602-93300	.PLUG ASSY, LAMP CORD	1	
4	09407-25492	.CLAMP	1	
5	39603-95D01	.GROMMET	1	
6	36890-95D00	LEAD, RECEPTACLE EXT	1	
7	39601-95D00	.RECEPTACLE ASSY	1	
8	36634-93910	.CAP	1	
9	02142-06257	.SCREW	1	
10	37820-94460	SWITCH ASSY, EMERGENCY	1	-MODEL:92
11	37823-94400	.CAP	1	
12	37825-89E00	.NUT, UPPER	1	
13	37826-89E00	.NUT, LOWER	1	
14	36990-87D00	TERMINAL & SLEEVE SET	1	
15	37830-95D00	SWITCH ASSY, EMERGENCY & STOP	1	MODEL:93~99
16	09160-12087	WASHER	1	MODEL:93~99
17	09160-12067	WASHER	2	MODEL:93~99

FIG. 38

FIG.38 (G- 6) OPTIONAL : ELECTRICAL



REF.NO.	PART NO.	DESCRIPTION	Q'TY	REMARKS
1-1	36620-87D20	WIRING HARNESS, EXTENSION	1	L:5000
1-2	36620-95302	WIRING HARNESS, EXTENSION	1	L:2000
2	36631-94300	.CAP	1	
3	37100-95210	PANEL ASSY, SWITCH	1	→37100-92E00
4	09250-12006	.CAP, PANEL	1	
5	37820-95353	.SWITCH ASSY, EMERGENCY	1	→37820-92E00
6	37823-95251	.CAP	1	
7	37139-95251	.PLATE, SWITCH	1	
8	37150-93350	.HOLDER	1	
9	37110-95210	.SWITCH, IGNITION	1	
10-1	37141-93300	..KEY, 8511	1	
10-2	37141-93310	..KEY, 8512	1	
10-3	37141-93320	..KEY, 8513	1	
10-4	37141-93330	..KEY, 8611	1	
10-5	37141-93340	..KEY, 8612	1	
10-6	37141-93350	..KEY, 8613	1	
11	03112-05203	SCREW	4	
12	36620-95D00	WIRING REM CON EXT	1	

FIG. 39

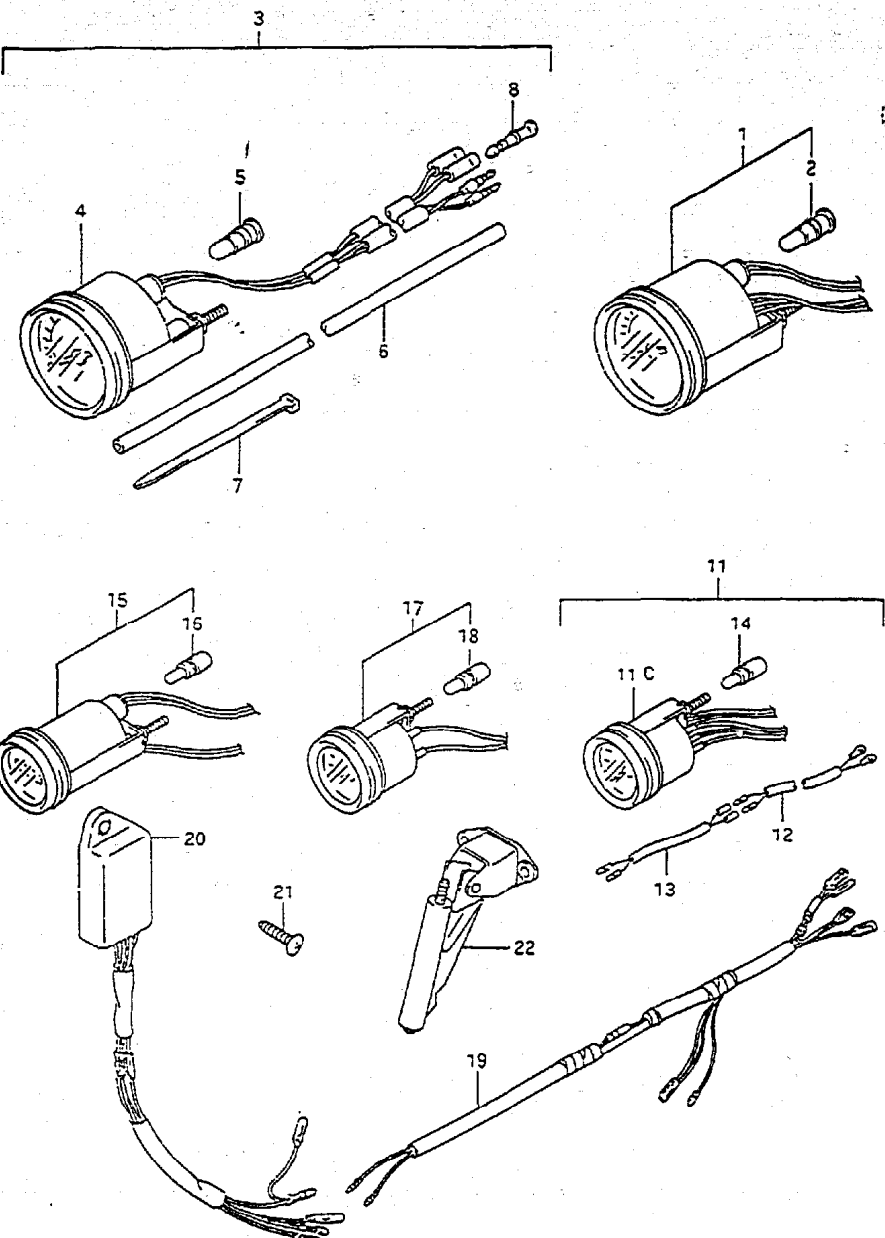


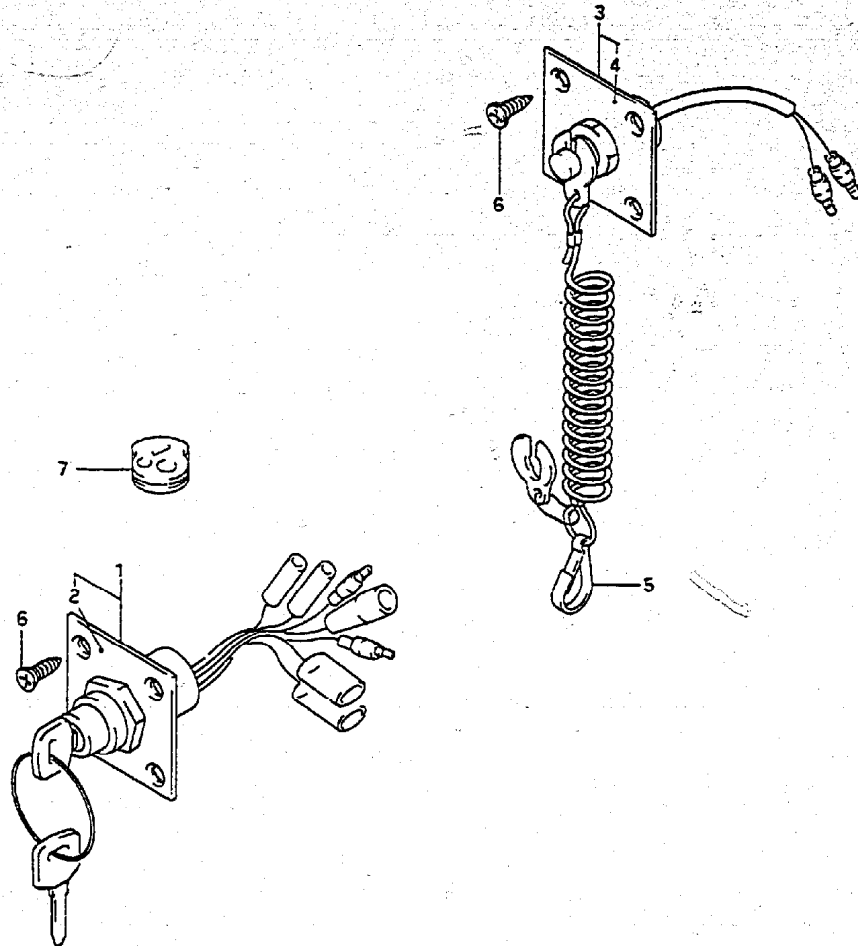
FIG. 39 (G- 7) OPTIONAL : METER

REF.NO.	PART NO.	DESCRIPTION	Q'TY	REMARKS
1	34200-92E02	TACHOMETER	1	
2	09471-12179	.BULB	1	
4	34100-92E10	SPEEDOMETER	1	MAX 50M/H
5	09471-12179	BULB	1	
6	34191-92E00	TUBE	1	
7	09407-14407	BAND	2	
8	36615-96300	TERMINAL RESIN	2	
11	34300-92E00	GAUGE ASSY, FUEL	1	
11C	34320-92E00	.GAUGE, FUEL	1	
12	34310-92E00	.LEAD, FUEL GAUGE	1	
13	34360-92E00	.ADAPTER, FUEL GAUGE	1	
14	09471-12180	.BULB	1	
15	34500-92E00	METER ASSY, HOUR	1	
16	09471-12180	.BULB	1	
17	34600-92E00	METER ASSY, VOLTAGE	1	
18	09471-12180	.BULB	1	
19	34109-94500	LEAD, METER EXT	1	
20	34250-94703	UNIT, TACHOMETER CONTROL	1	
21	03212-05163	.SCREW	1	
22	34190-87D00	SENDER, SPEEDOMETER	1	

DT25C/30C E3

FIG. 40 (G- 8) OPTIONAL : PANEL SWITCH

FIG. 40



REF.NO.	PART NO.	DESCRIPTION	Q'TY	REMARKS
1	37100-92E00	PANEL ASSY, IGNITION SW	1	
2	37139-92E00	.PANEL, IGNITION	1	
3	37803-92E00	PANEL ASSY, EMERGENCY SW	1	
4	37825-92E00	.PANEL, EMERGENCY	1	
5	37823-92E00	.PLATE, LOCK	1	
6	03112-05203	SCREW	1	
7	36658-95600	GROMMET, METER & SW CABLE	1	

FIG. 41

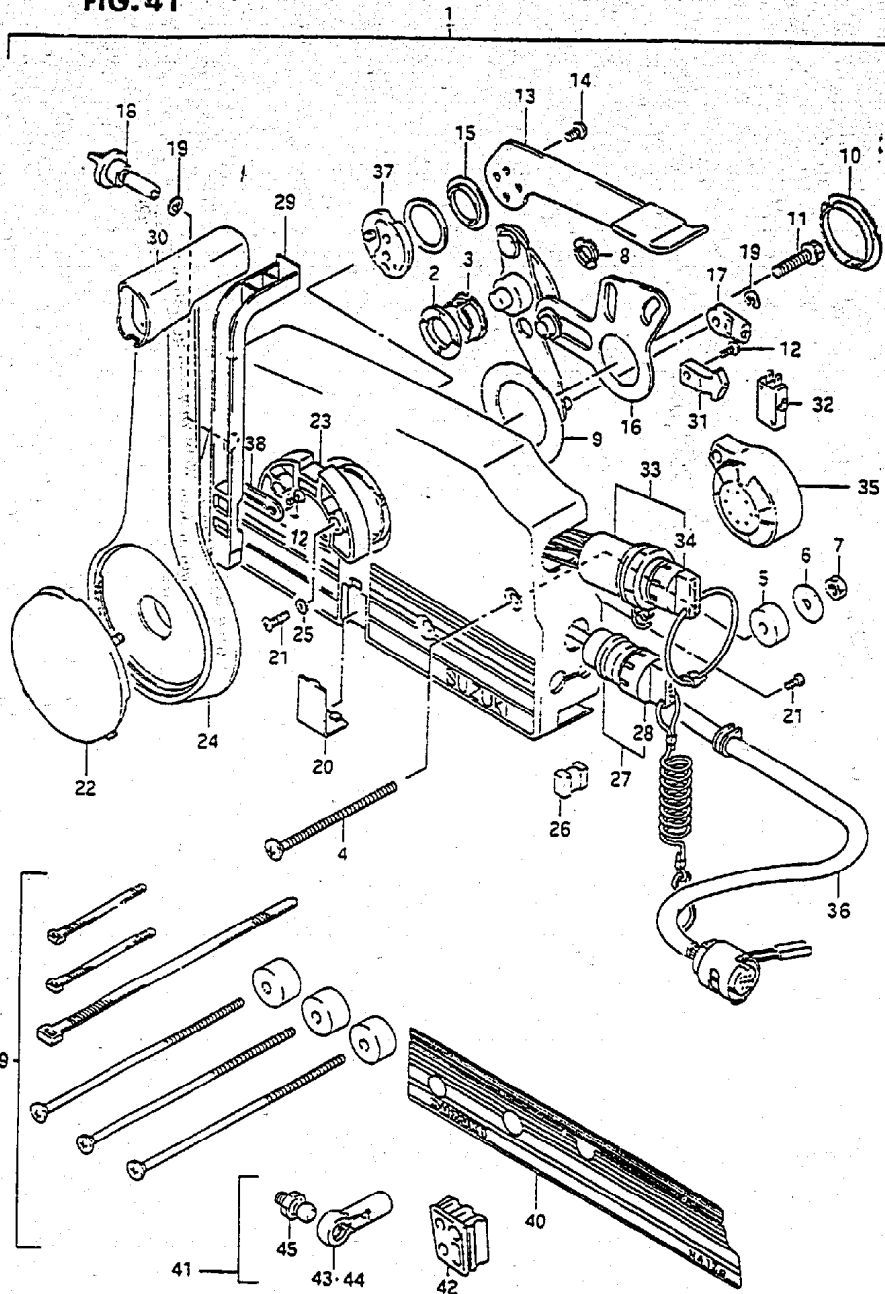


FIG. 41 (H-2) OPTIONAL : REMOTE CONTROL

REF. NO.	PART NO.	DESCRIPTION	QTY	REMARKS
1	67200-94462-OED	REMOTE CONTROL BOX ASSY	1	STD:DT30RC, 25RC →67200-94491-OED
2	67232-95600	.BUSH	1	
3	67232-95620	.BUSH	1	
4	67296-95600	.SCREW	3	
5	67294-95600	.SPACER	3	
6	09160-06104	.WASHER	3	
7	09140-06020	.NUT	3	
8	67232-95610	.BUSH	2	
9	67253-95600	.WASHER	1	
10	67252-95600	.BUSH	2	
11	09100-08232	.BOLT	1	
12	67296-94300	.SCREW	3	
13-1	67241-95650	.LEVER, FREE THROTTLE	1	SILVER
13-2	67241-95680	.LEVER, FREE THROTTLE	1	GRAY
14	09126-05003	.SCREW	2	
15	67243-95600	.BUSH	1	
16	67220-95620	.PLATE ASSY	1	
17	67275-95600	.END, CABLE	2	
18	67223-95600	.KNOB, BRAKE ADJ	1	
19	67292-94300	.E RING	3	
20	67267-95610	.COVER, WIRE (BLACK)	1	
21	67296-95610	.SCREW	7	
22	67257-95610	.CAP, LEVER (BLACK)	1	
23	67256-95600	.HOLDER, NEUT LOCK	1	
24-1	67251-95650	.LEVER, HANDLE (SILVER)	1	
24-2	67251-95680	.LEVER, HANDLE (GRAY)	1	
25	67297-95600	.WASHER	2	
26	67273-95600	.SPACER	1	

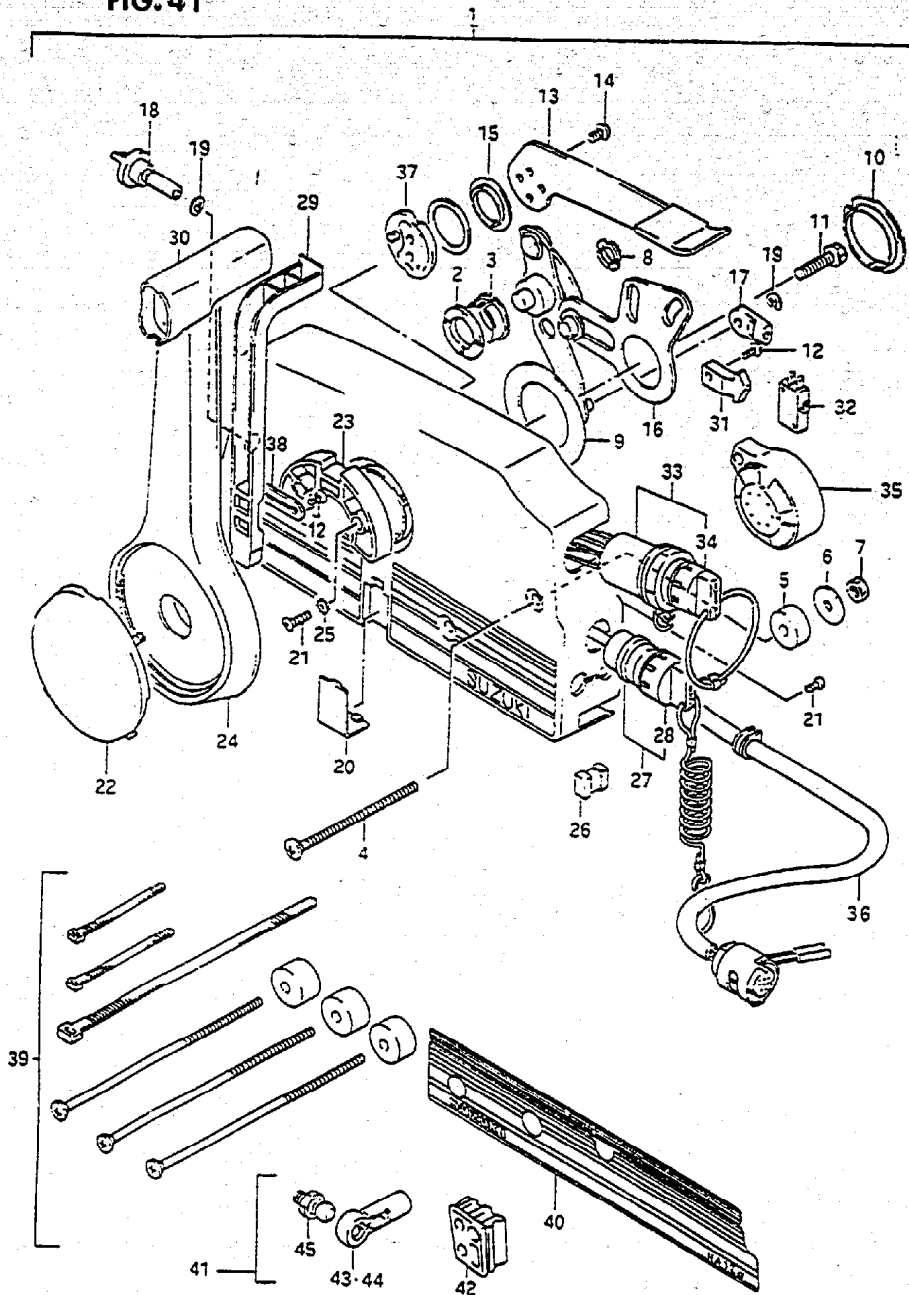
COLOR : OED (GRAY)

REFER TO FIG. 42 (H-4) FOR MODEL: 93-99

DT25C/30C E3

56

FIG. 41



REF. NO.	PART NO.	DESCRIPTION	QTY	REMARKS
27	37820-94404	.SWITCH ASSY, EMERGENCY	1	→37820-92E00
28	37823-94400	..CAP & ROPE	1	
29	67255-95600	.ARM, NEUTRAL LOCK	1	
30	67261-95610	.GRIP	1	
31	67214-95600	.ACTUATOR	1	
32	37721-94600	.SWITCH, NEUTRAL	1	
33	37110-94611	.IGNITION SWITCH	1	→37110-92E00
34-1	37141-94400	..KEY (101)	1	
34-2	37141-94410	..KEY (102)	1	
34-3	37141-94420	..KEY (103)	1	
34-4	37141-94430	..KEY (104)	1	
34-5	37141-94440	..KEY (105)	1	
34-6	37141-94450	..KEY (106)	1	
35	38500-92X50	.BUZZER	1	
36	36620-94330	.WIRING HARNESS 8 WIRES	1	
37	67245-95600	.DRUM ASSY, THROTTLE	1	
38	67258-87D00	.BRACKET, NEUTRAL ARM	1	
39	67140-95600	ATTACHMENT, TWIN REMO-CON KIT	1	
40	67282-95610	DECAL, REMOCON BOX PORT	1	BLACK
41	67130-95810	PARTS ASSY, REMOCON	1	
42	61124-95D20	.GROMMET, CABLE	1	
43	67466-95200	.CONNECTOR (THROT)	1	
44	67467-94402	.CONNECTOR (CL)	1	
45	09119-66047	.BALL PIVOT	1	

DT25C/30C E3

FIG. 42

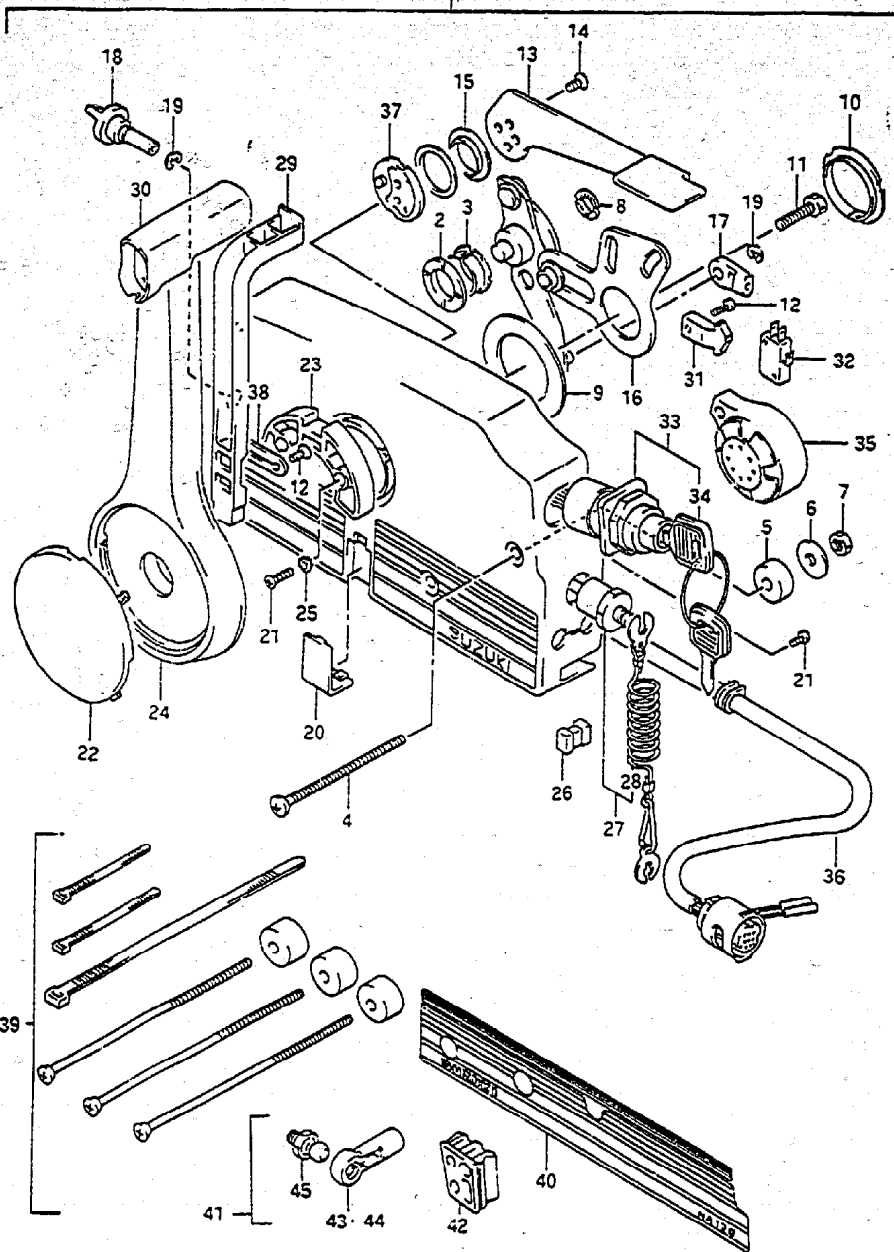


FIG.42 (H-4) OPTIONAL : REMOTE CONTROL (MODEL:93-99)

REF.NO.	PART NO.	DESCRIPTION	Q'TY	REMARKS
1-1	67200-94470-OED	REMOTE CONTROL BOX ASSY	1	-67200-87D30-OED
1-2	67200-97E20-OED	REMOTE CONTROL BOX ASSY	1	STD:DT30RC,25RC
2	67232-95600	.BUSH	1	
3	67232-95620	.BUSH	1	FOR 67200-94470-OED
4	67296-95600	.SCREW	3	
5	67294-95600	.SPACER	3	
6	09160-06104	.WASHER	3	
7	09140-06020	.NUT	3	
8	67232-95610	.BUSH	2	FOR 67200-94470-OED
9	67253-95600	.WASHER	1	
10	67252-95600	.BUSH	2	
11	09100-08232	.BOLT	1	
12	67296-94300	.SCREW	3	
13	67241-95680	.LEVER, FREE THROTTLE	1	GRAY
14	09126-05003	.SCREW	2	
15	67243-95600	.BUSH	1	
16	67220-95620	.PLATE ASSY	1	
17	67275-95600	.END, CABLE	2	
18	67223-95600	.KNOB, BRAKE ADJ	1	
19	67292-94300	.E RING	3	
20	67267-95610	.COVER, WIRE (BLACK)	1	
21	67296-95610	.SCREW	7	
22	67257-95610	.CAP, LEVER (BLACK)	1	
23	67256-95600	.HOLDER, NEUT LOCK	1	
24	67251-95680	.LEVER, HANDLE (GRAY)	1	
25	67297-95600	.WASHER	2	
26	67273-95600	.SPACER	1	
27	37820-92E00	.SWITCH ASSY, EMERGENCY	1	
28	37823-92E00	.CAP & ROPE	1	
29	67255-95600	.ARM, NEUTRAL LOCK	1	
30	67261-95610	.GRIP	1	
31	67214-95600	.ACTUATOR	1	

COLOR : OED (GRAY)

DT25C/30C E3

FIG. 42

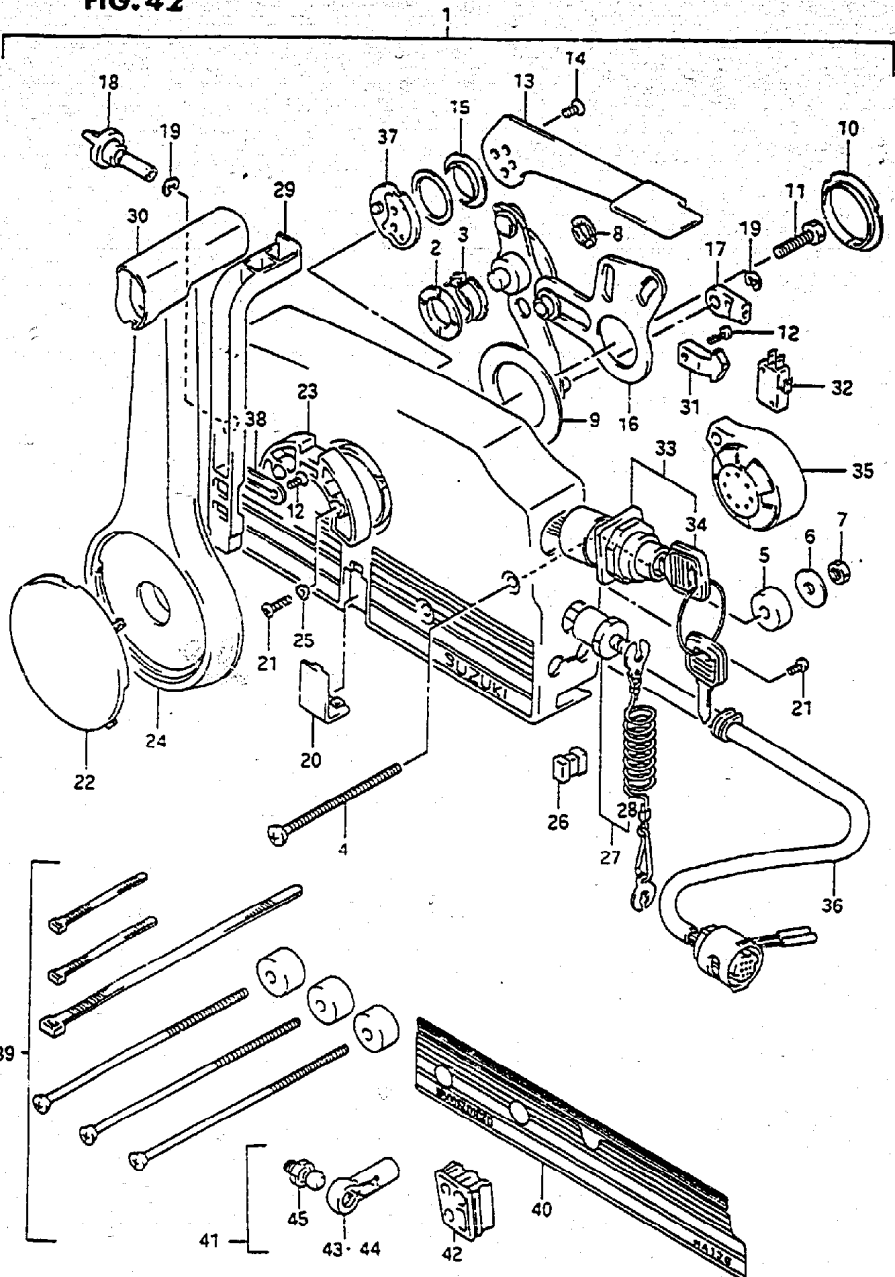


FIG. 42 (H- 5) OPTIONAL : REMOTE CONTROL (MODEL:93~99)

REF.NO.	PART NO.	DESCRIPTION	QTY	REMARKS
32	37721-94600	.SWITCH, NEUTRAL	1	
33	37110-92E01	.IGNITION SWITCH	1	
34-1	37141-92E00	..KEY (11)	1	
34-2	37141-92E10	..KEY (12)	1	
34-3	37141-92E20	..KEY (13)	1	
34-4	37141-92E30	..KEY (14)	1	
34-5	37141-92E40	..KEY (15)	1	
34-6	37141-92E50	..KEY (16)	1	
34-7	37141-92E60	..KEY (17)	1	
34-8	37141-92E70	..KEY (18)	1	
34-9	37141-92E80	..KEY (19)	1	
34-10	37141-92E90	..KEY (20)	1	
35	38500-92X50	.BUZZER	1	
36-1	36620-92E00	.WIRING HARNESS	1	FOR 67200-94470-OED
36-2	36620-95D00	.WIRING HARNESS	1	FOR 67200-97E20-OED
37	67245-95600	.DRUM ASSY, THROTTLE	1	
38	67258-87D00	.BRACKET, NEUTRAL ARM	1	
39	67140-95600	ATTACHMENT, TWIN REMO-CON KIT	1	
40	67282-95610	DECAL, REMOCON BOX PORT	1	BLACK
41	67130-95810	PARTS ASSY, REMOCON	1	
42	61124-95D20	.GROMMET, CABLE	1	
43	67466-95200	.CONNECTOR (THROT)	1	
44	67467-94402	.CONNECTOR (CL)	1	
45	09119-06047	.BALL PIVOT	1	

DT25C/30C E3

FIG. 43

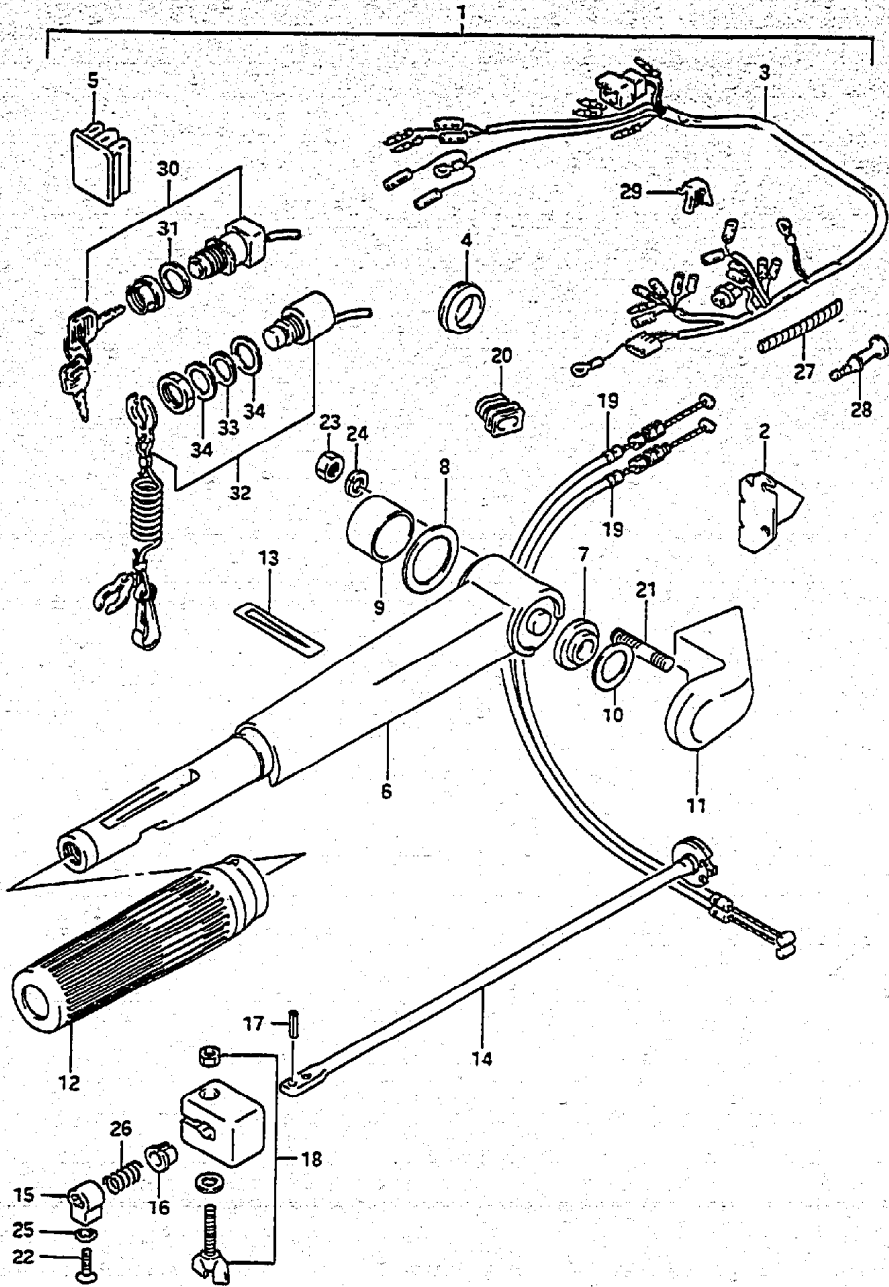
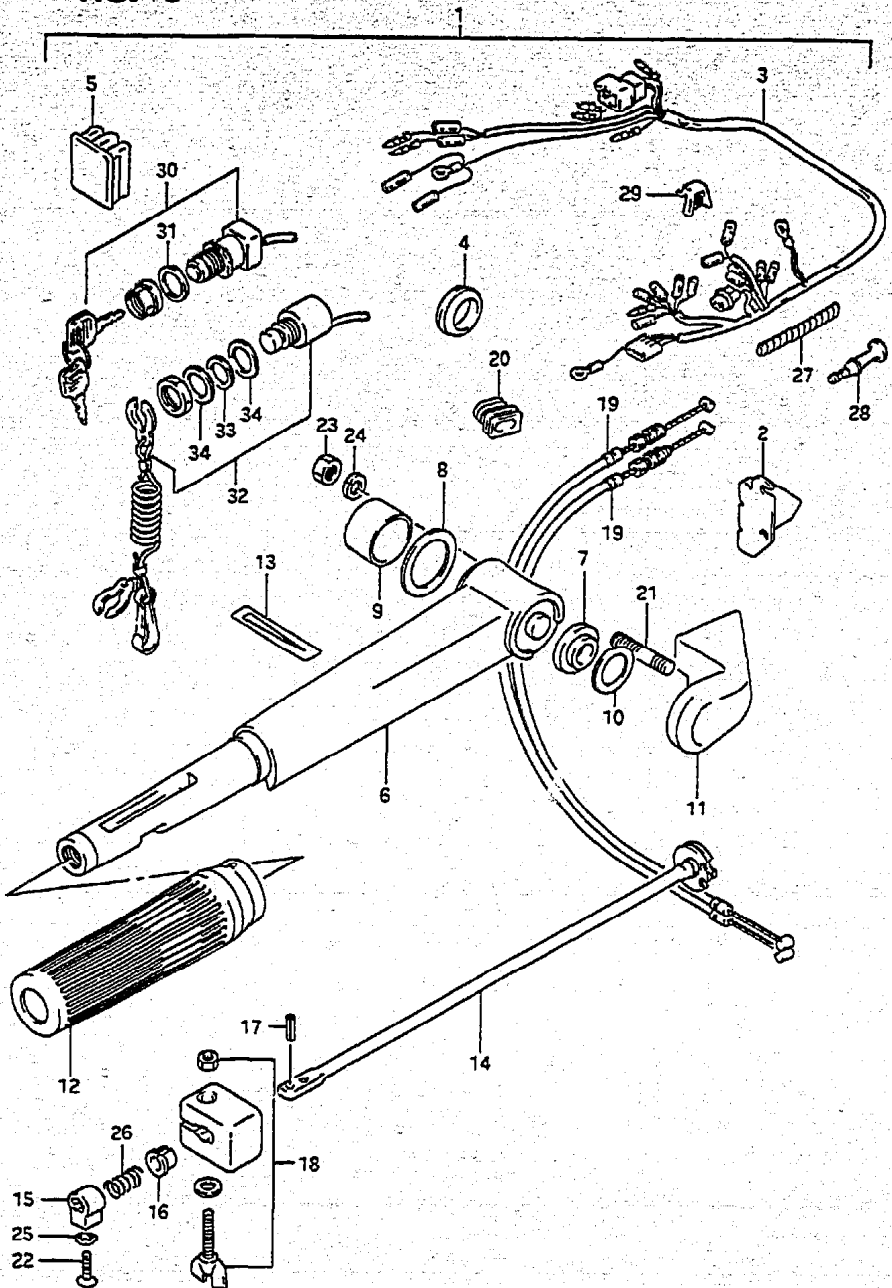


FIG. 43 (H- 6) OPT : TILLER HANDLE

REF. NO.	PART NO.	DESCRIPTION	Q'TY	REMARKS
1-1	63001-95D41-OED	TILLER HANDLE ASSY (GRAY)	1	
1-2	63001-95D70-OED	TILLER HANDLE ASSY (GRAY)	1	MODEL:96-99
2	19184-95D01	.BRACKET, THROTTLE CABLE	1	
3	36610-95DC0	.HARNES ASSY, WIRING	1	MODEL:95-99
4	43753-94400	.GROMMET, STEERING BRKT	1	
5	61124-95D01	.GROMMET, CABLE	1	
6	63111-96321-OED	.HANDLE, TILLER	1	
7	63114-94300	.SPACER, HANDLE COVER	1	
8	63115-96310	.SPACER, HANDLE COVER INSIDE	1	
9	63116-96301	.BUSH, TILLER HANDLE	1	
10	63118-94300	.SHIM, TILLER HANDLE	1	
11-1	63121-96320-OED	.COVER, TILLER HANDLE (GRAY)	1	
11-2	63121-96400-OED	.COVER, TILLER HANDLE (GRAY)	1	MODEL:95-99
12	63210-93E00	.GRIP	1	
13	63215-93110	.MARK, HANDLE	1	
14	62220-96301	.ROD, HANDLE	1	
15	63223-92D00	.STOPPER, HANDLE ROD	1	
16	63225-93200	.BUSH, HANDLE ROD	1	
17	63227-93200	.PIN, HANDLE ROD	1	
18	63240-97E00	.ADJUSTER SET, HANDLE GRIP	1	
19	63610-95D02	.CABLE ASSY, THROTTLE	2	
20-1	63625-94430	.GROMMET, THROTTLE CABLE	1	
20-2	63625-96300	.GROMMET, THROTTLE CABLE	1	MODEL:98,99
21-1	09108-08147	.BOLT, HANDLE COVER STUD	2	
21-2	09108-08219	.BOLT, HANDLE COVER STUD	2	MODEL:95-99
22	09126-06015	.SCREW	1	
23	09140-08016	.NUT, HANDLE COVER	2	
24	09162-08007	.WASHER, HANDLE COVER	2	
25	09163-06001	.WASHER, HANDLE GRIP SCREW	1	
26	09440-12027	.SPRING, HANDLE ROD	1	
27	38423-95510	.TUBE, SW LEAD	1	L:150-100

DT25C/30C E3

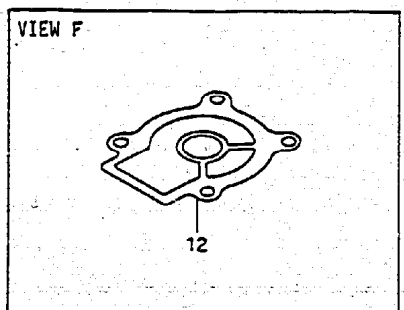
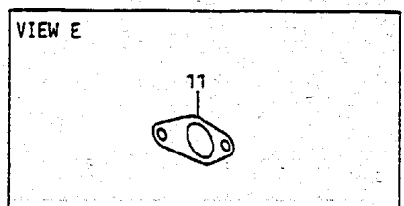
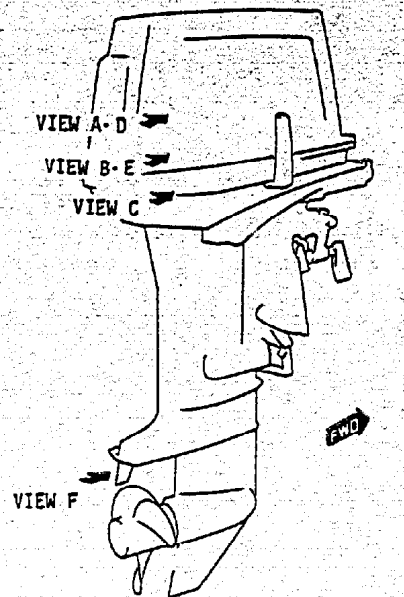
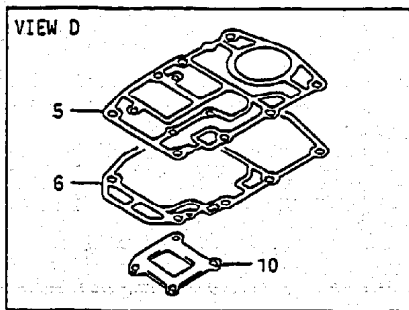
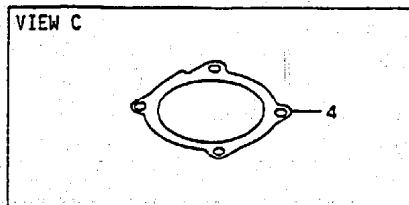
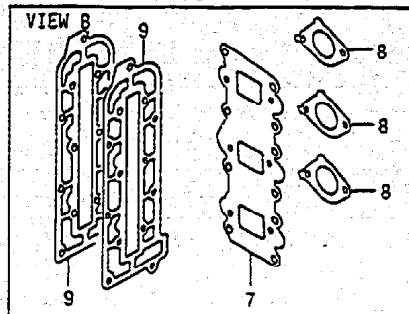
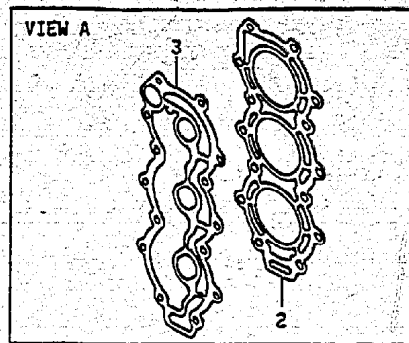
FIG.43



REF.NO.	PART NO.	DESCRIPTION	QTY	REMARKS
28	36615-96300	. TERMINAL	2	
29	36641-94710	. STOPPER, CABLE	1	
30-1	37110-95D10	. SWITCH, IGNITION	1	
30-2	37110-95D11	. SWITCH, IGNITION	1	MODEL:97-99
31	09160-25069	. WASHER, IGNITION SW	1	
32	37820-92E00	. SWITCH, EMERGENCY	1	
33	09160-12087	. WASHER, EMERGENCY SW	1	
34	09160-12067	. WASHER, EMERGENCY SW	2	

DT25C/30C E3

FIG.44



REF.NO.	PART NO.	DESCRIPTION	Q'TY	REMARKS
1	11400-95854	GASKET SET	1	
2	11141-95D40	.GASKET, CYLINDER HEAD	1	
3	11162-95D20	.GASKET, CYLINDER HEAD COVER	1	
4	11413-95D10	.GASKET, UPPER OIL SEAL HSG	1	
5	11433-95D11	.GASKET, UNDER OIL SEAL HSG	1	
6	11434-95D10	.GASKET, DRIVE SHAFT HSG	1	
7-1	13121-95D01	.GASKET, INLET CASE	1	
7-2	13121-95D10	.GASKET, INLET CASE	1	MODEL:98,99
8	13125-95D20	.GASKET, CARBURETOR	3	
9	14151-95D10	.GASKET, EXHAUST COVER	2	
10	14215-95D10	.GASKET, EXHAUST TUBE	1	
11	16731-95520	.GASKET, OIL PUMP	1	
12	17472-95301	.GASKET, PUMP CASE UNDER	1	

FIG. 45

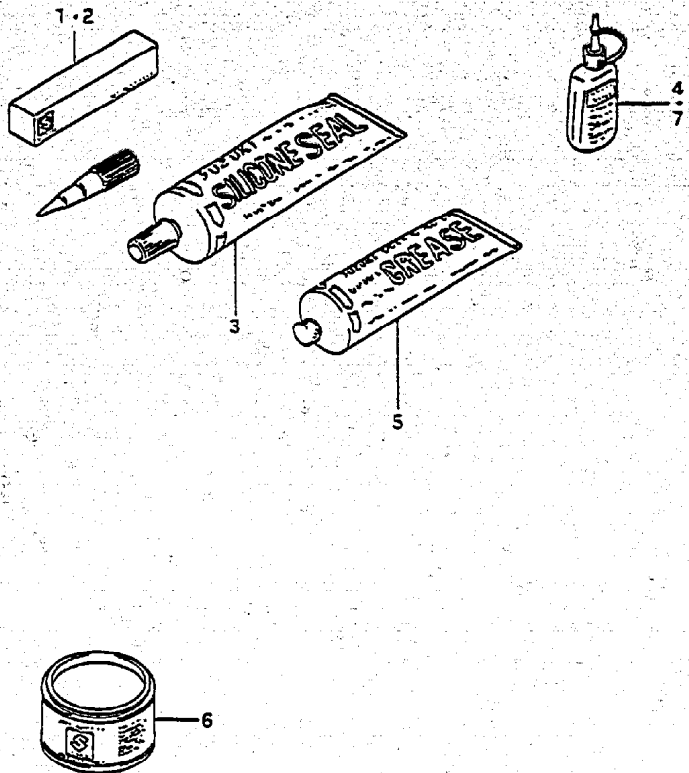


FIG. 45 (H- 9) OPTIONAL

REF. NO.	PART NO.	DESCRIPTION	QTY	REMARKS
1	99000-31030	GASKET, LIQUID, NO. 4	1	100G
2	99000-31140	SUZUKI BOND, NO. 1207B	1	100G
3	99000-31120	SUZUKI SILICON SEAL	1	50G
4	99000-32050	THREAD LOCK CEMENT, SUPER	1	50G
5	99000-25160	GREASE, WATER RESISTANT	1	250G
6	99000-25010	SUZUKI SUPER GREASE	1	450G
7	99000-32020	THREAD LOCK CEMENT, SUPER	1	50G, 103Q
8-1	99011-95D21-03A	MANUAL, OWNER'S	1	MODEL: 89 NOT SHOWN
8-2	99011-95D22-03A	MANUAL, OWNER'S	1	MODEL: 90 NOT SHOWN
8-3	99011-95D23-03A	MANUAL, OWNER'S	1	MODEL: 91 NOT SHOWN
8-4	99011-95D24-03A	MANUAL, OWNER'S	1	MODEL: 92 NOT SHOWN
8-5	99011-95D25-03A	MANUAL, OWNER'S	1	MODEL: 93 NOT SHOWN
8-6	99011-95D27-03A	MANUAL, OWNER'S	1	MODEL: 94 NOT SHOWN
8-7	99011-95D28-03A	MANUAL, OWNER'S	1	MODEL: 95 NOT SHOWN
8-8	99011-95D30-03A	MANUAL, OWNER'S	1	MODEL: 96 NOT SHOWN
8-9	99011-95D32-03A	MANUAL, OWNER'S	1	MODEL: 97 NOT SHOWN
8-10	99011-95D33-03A	MANUAL, OWNER'S	1	MODEL: 98 NOT SHOWN
8-11	99011-95D34-03A	MANUAL, OWNER'S	1	MODEL: 99 NOT SHOWN

DT25C/30C E3